

ภาคผนวก ง

ใบรับรองการสอบเทียบเครื่องมือ

รายการเครื่องมือที่ใช้ในการวิเคราะห์ / ทดสอบ

Sample Name	Parameter	Equipment Name	ID No.	Calibrated Date	Next Cal	Freq. Calibrate (Months)
Ambient	Nitrogen Dioxide	NO ₂ Analyzer	RYG_FS0455	5-Jan-23	5-Jul-23	6
Ambient	Nitrogen Dioxide	NO ₂ Analyzer	RYG_FS0463	5-Jan-23	5-Jul-23	6
Ambient	Nitrogen Dioxide	NO ₂ Analyzer	RYG_FS0272	5-Jan-23	5-Jul-23	6
Ambient	Non-Methane Hydrocarbon	Total Hydrocarbon Analyzer	RYG_EN0038	25-Jan-23	25-Jan-24	12
Ambient	Wind Speed / Wind Direction	Wind Speed / Wind Direction	RYG_FS0530	19-Jan-23	19-Jul-24	18
Noise	Leq 24 hrs	Sound Calibrator	RYG_FS0496	17-Jan-23	17-Jan-24	12
Noise	Leq 24 hrs	Sound Level Meter	RYG_FS0012	16-Dec-22	16-Dec-23	12
Noise	Leq 24 hrs	Sound Level Meter	RYG_FS0614	12-Oct-22	12-Oct-23	12
Noise	Leq 24 hrs	Sound Level Meter	RYG_FS0015	24-May-22	24-May-23	12
Noise	Leq 12 hrs	Sound Calibrator	RYG_FS0216	31-Aug-22	31-Aug-23	12
Noise	Leq 12 hrs	Sound Level Meter	RYG_FS0492	13-Jan-23	13-Jan-24	12
Noise	Leq 12 hrs	Sound Level Meter	RYG_FS0439	7-Sep-22	7-Sep-23	12
Noise	Leq 12 hrs	Sound Level Meter	RYG_FS0491	13-Jan-23	13-Jan-24	12
Noise	Leq 12 hrs	Sound Level Meter	RYG_FS0438	7-Sep-22	7-Sep-23	12
Noise	Leq 12 hrs	Sound Level Meter	RYG_FS0437	7-Sep-22	7-Sep-23	12
Noise	Leq 12 hrs	Sound Calibrator	RYG_FS0215	31-Aug-22	31-Aug-23	12
Noise	Leq 12 hrs	Sound Level Meter	RYG_FS0301	18-Oct-22	18-Oct-23	12
Noise	Leq 12 hrs	Sound Level Meter	RYG_FS0302	11-Jul-22	11-Jul-23	12
Noise	Leq 12 hrs	Sound Level Meter	RYG_FS0023	13-Jan-23	13-Jan-24	12
Noise	Leq 12 hrs	Sound Level Meter	RYG_FS0031	20-Jun-22	20-Jun-23	12
Noise	Leq 12 hrs	Sound Level Meter	RYG_FS0381	26-Aug-22	26-Aug-23	12
Noise	Noise Dose, TWA	Dose Badge Reader	RYG_FS0212	7-Oct-22	7-Oct-23	12
Noise	Noise Dose, TWA	Dose Badge Reader	RYG_FS0210	1-Dec-22	1-Dec-23	12
Workplace	Total Dust	Field Rotameter	BKK_FS1006	1-Apr-23	1-Jul-23	3
Workplace	Total Dust	Digital Balance	RYG_EN0004	1-Mar-23	1-Mar-24	12
Workplace	n-Hexane	Field Rotameter	RYG_FS0198	1-Apr-23	1-Jul-23	3
Workplace	n-Hexane	GC-FID	BKK_EN0126	21-Apr-23	21-Oct-24	18
Heat	Heat Stress	Heat Stress Monitor	RYG_FS0230	25-Aug-22	25-Aug-23	12
Heat	Heat Stress	Heat Stress Monitor	RYG_FS0231	3-Aug-22	3-Aug-23	12
Heat	Heat Stress	Heat Stress Monitor	RYG_FS0218	14-Feb-23	14-Feb-24	12
Heat	Heat Stress	Heat Stress Monitor	RYG_FS0219	14-Feb-23	14-Feb-24	12
Rayong Lab	pH at 25 °C	pH Meter	RYG_EN0152	22-Dec-22	22-Dec-23	12
Rayong Lab	BOD	DO meter with Sensor	RYG_EN0032	14-Feb-22	15-Aug-23	18
Rayong Lab	BOD	Incubator	RYG_EN0154	22-Apr-22	21-Oct-23	18
Rayong Lab	Total Suspended Solids	Electronic Balance	RYG_EN0002	1-Mar-23	1-Mar-24	12
Rayong Lab	Total Suspended Solids	Hot Air Oven	RYG_EN0010	20-Oct-22	20-Apr-24	18
Rayong Lab	Total Dissolved Solids 180°C	Electronic Balance	RYG_EN0002	1-Mar-23	1-Mar-24	12
Rayong Lab	Total Dissolved Solids 180°C	Hot Air Oven	RYG_EN0010	20-Oct-22	20-Apr-24	18
Rayong Lab	Oil & Grease	Electronic Balance	RYG_EN0002	1-Mar-23	1-Mar-24	12
Rayong Lab	Oil & Grease	Hot Air Oven	RYG_EN0006	20-Oct-22	20-Apr-24	18
Rayong Lab	Oil & Grease	Water Bath	RYG_EN0061	20-Oct-22	20-Apr-24	18
Rayong Lab	Color (at Original pH)	Spectrophotometer	RYG_EN0037	27-Sep-22	27-Mar-24	18
Rayong Lab	Color (at pH 7.0)	Spectrophotometer	RYG_EN0037	27-Sep-22	27-Mar-24	18
Rayong Lab	Temperature	pH meter	RYG_FS0574	14-Mar-22	14-Mar-23	12
Rayong Lab	Temperature	pH meter	RYG_FS0549	18-Aug-22	18-Aug-23	12
Rayong Lab	Temperature	pH meter	RYG_FS0299	2-May-23	2-May-24	12
Rayong Lab	Temperature	pH meter	RYG_FS0604	7-Sep-22	7-Sep-23	12
Rayong Lab	Dissolved Oxygen	Chamber (Cold Room)	RYG_EN0184	25-Jan-23	25-Jul-24	18
Rayong Lab	COD	Spectrophotometer	RYG_EN0037	27-Sep-22	27-Mar-24	18
Water Lab	n-Hexane	Gas Chromatography (MSD)	BKK_EN0059	21-Jun-22	21-Dec-23	18
Water Lab	TPH C ₅ -C ₈	Gas Chromatography (MSD)	BKK_EN0059	21-Jun-22	21-Dec-23	18
Water Lab	TPH C ₈ -C ₁₆	Gas Chromatography (FID)	BKK_EN0103	21-Apr-23	21-Oct-24	18
Water Lab	TPH C ₁₆ -C ₃₅	Gas Chromatography (FID)	BKK_EN0103	21-Apr-23	21-Oct-24	18

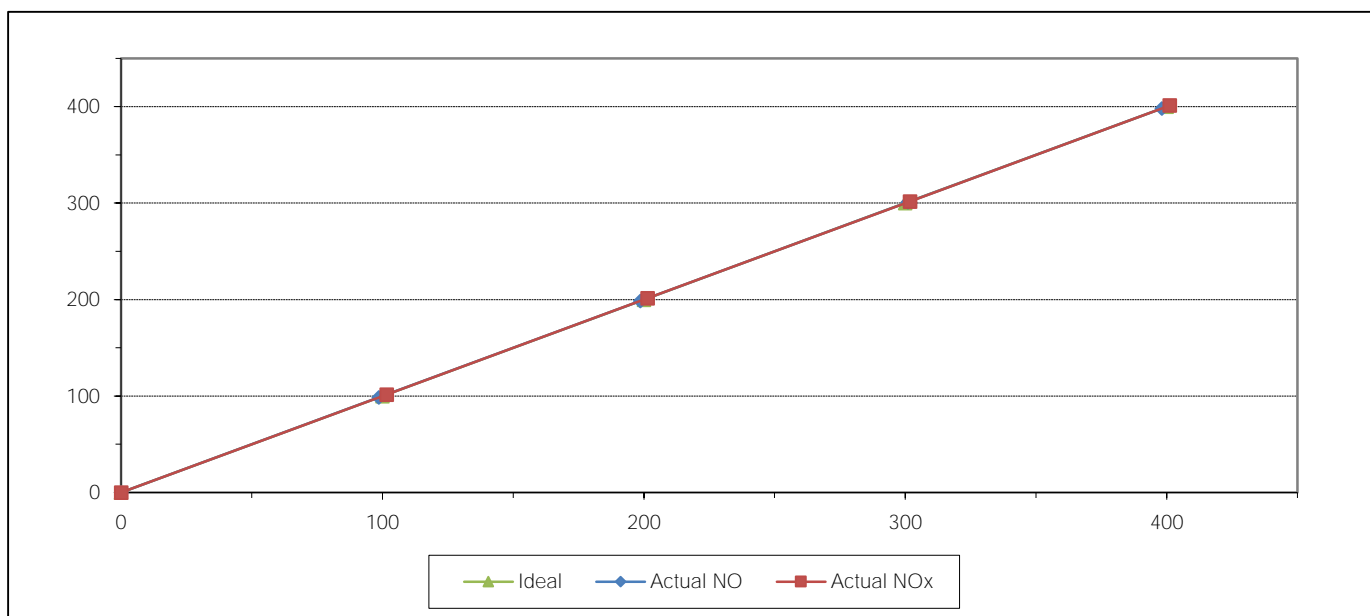


MULTIPOINT CALIBRATION REPORT

Calibration Date 5-Jan-23
Manufacturer HORIBA
Serial No. ALP0V0WY
Calibrator Manufacturer Teledyne API
Serial No. 947
Std. Gas Concentration (PPM) 55.88
Cylinder Pressure (psi) 1800
Certified Date 9-Feb-22

Equipment Name NOx Analyzer
Model APNA-370
Equipment ID RYG_FS0455
Model 700
Cylinder No. GN0027222
Certified By Airgas Inc.
Expired Date 9-Feb-30

Point	CALIBRATION RESULTS						
	Ideal	Actual NO	Error NO	%Error NO	Actual NOx	Error NOx	%Error NOx
ZERO	0.00	0.10	0.10	0.10	0.10	0.10	0.10
1	100.00	98.60	-1.40	-1.40	101.60	1.60	1.60
2	200.00	198.70	-1.30	-0.65	201.40	1.40	0.70
3	300.00	301.00	1.00	0.33	301.80	1.80	0.60
4	400.00	398.20	-1.80	-0.45	401.20	1.20	0.30
AVERAGE (%)				-0.41			0.66



Calibrated By

(Mr.Jirawut Sakarn)
Field Environmental Scientist (3)

Approved By

(Mr.Sarayuth Jittranont)
Assistant General Manager

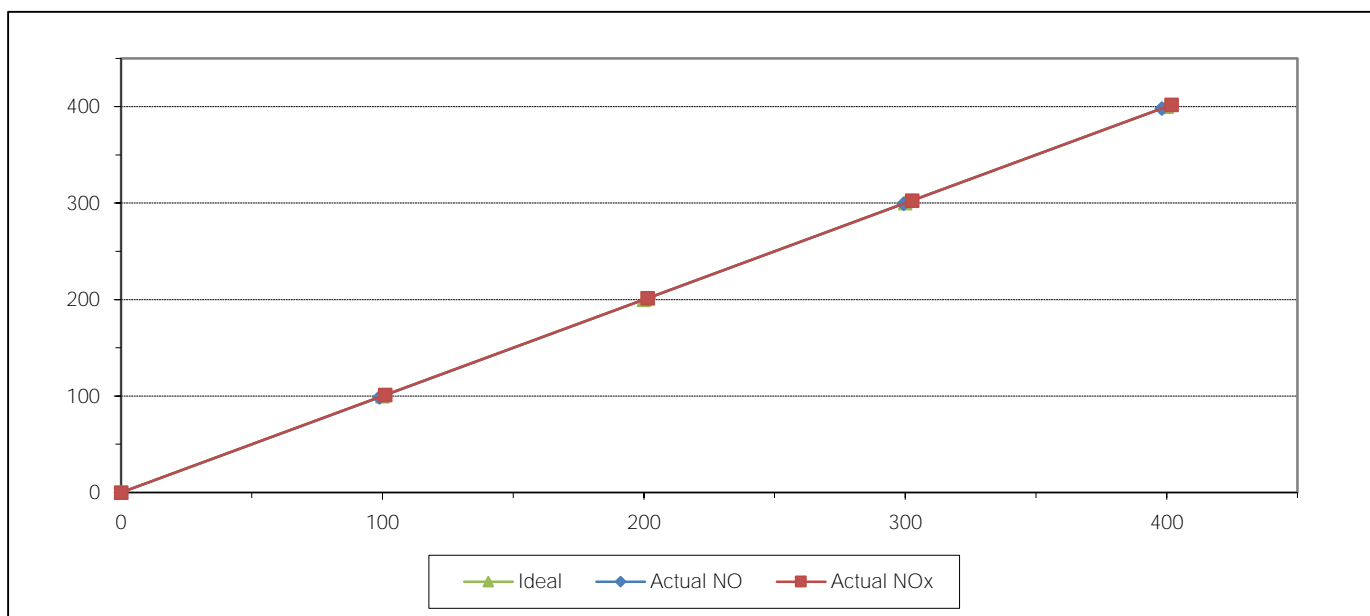


MULTIPOINT CALIBRATION REPORT

Calibration Date 5-Jan-23
Manufacturer HORIBA
Serial No. R06K0177
Calibrator Manufacturer Teledyne API
Serial No. 947
Std. Gas Concentration (PPM) 55.88
Cylinder Pressure (psi) 1800
Certified Date 9-Feb-22

Equipment Name NOx Analyzer
Model APNA-370
Equipment ID RYG_FS0463
Model 700
Cylinder No. GN0027222
Certified By Airgas Inc.
Expired Date 9-Feb-30

Point	CALIBRATION RESULTS						
	Ideal	Actual NO	Error NO	%Error NO	Actual NOx	Error NOx	%Error NOx
ZERO	0.00	0.10	0.10	0.10	0.10	0.10	0.10
1	100.00	98.80	-1.20	-1.20	101.10	1.10	1.10
2	200.00	201.80	1.80	0.90	201.50	1.50	0.75
3	300.00	299.40	-0.60	-0.20	302.60	2.60	0.87
4	400.00	398.10	-1.90	-0.47	401.90	1.90	0.47
AVERAGE (%)				-0.18			0.66



Calibrated By

(Mr.Jirawut Sakarn)
Field Environmental Scientist (3)

Approved By

(Mr.Sarayuth Jittranont)
Assistant General Manager

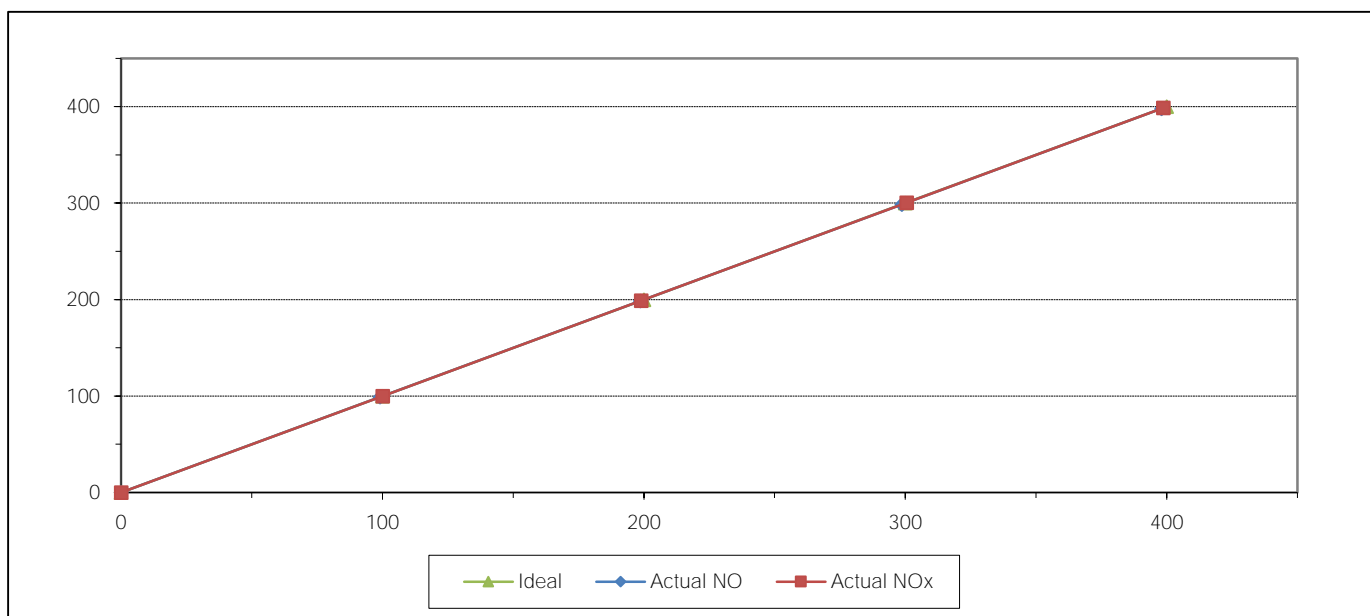


MULTIPOINT CALIBRATION REPORT

Calibration Date 5-Jan-23
Manufacturer HORIBA
Serial No. 7AV89544
Calibrator Manufacturer Teledyne API
Serial No. 947
Std. Gas Concentration (PPM) 55.88
Cylinder Pressure (psi) 1800
Certified Date 9-Feb-22

Equipment Name NOx Analyzer
Model APNA-370
Equipment ID RYG_FS0272
Model 700
Cylinder No. GN0027222
Certified By Airgas Inc.
Expired Date 9-Feb-30

Point	CALIBRATION RESULTS						
	Ideal	Actual NO	Error NO	%Error NO	Actual NOx	Error NOx	%Error NOx
ZERO	0.00	0.05	0.05	0.05	0.10	0.10	0.10
1	100.00	99.10	-0.90	-0.90	100.10	0.10	0.10
2	200.00	198.60	-1.40	-0.70	199.00	-1.00	-0.50
3	300.00	298.70	-1.30	-0.43	300.50	0.50	0.17
4	400.00	398.00	-2.00	-0.50	398.70	-1.30	-0.33
AVERAGE (%)				-0.50			-0.09



Calibrated By

(Mr.Jirawut Sakarn)
Field Environmental Scientist (3)

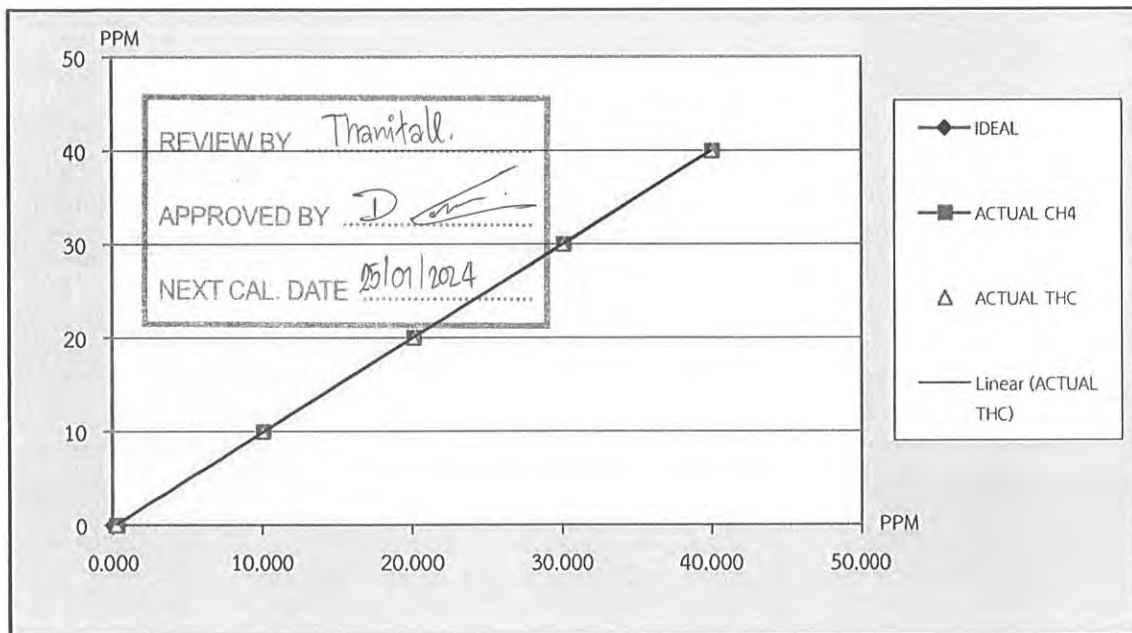
Approved By

(Mr.Sarayuth Jittranont)
Assistant General Manager

CUSTOMER NAME	: ALS Laboratory Group (Thailand) Co., Ltd. [บริษัท เอแอลเอส แลบบอราทอรี กรุ๊ป (ประเทศไทย) จำกัด]						
EQUIPMENT NAME	: THC Analyzer						
MANUFACTURER	: HORIBA	MODEL	: APHA-370	SERIAL NO	: UA3NG4TH		
STANDARD GAS CONCENTRATION (PPM)	: 506.1 PPM			CYLINDER NO	: CC734373		
CYLINDER PRESSURE (psig)	: 1,600 PSI			CERTIFIED DATE	: 12/05/2020		
CERTIFIED BY	: AIRGAS			EXPIRED DATE	: 12/05/2028		

TEST RESULTS

POINT NO	TEST RESULTS						
	IDEAL	ACTUAL CH4	ERROR CH4	%ERROR CH4	ACTUAL THC	ERROR THC	%ERROR THC
ZERO	0.000	0.210	0.210	-	0.200	0.200	-
1	10.000	10.050	0.050	0.50	10.050	0.050	0.50
2	20.000	20.120	0.120	0.60	20.150	0.150	0.75
3	30.000	30.110	0.110	0.37	30.050	0.050	0.17
4	40.000	40.030	0.030	0.08	40.030	0.030	0.08
AVERAGE (%)				0.39			0.37



CALIBRATED BY : [Signature] DATE : 25/1/16
 CHECKED BY : [Signature] DATE : 25/1/16

J
NAC
JIRANATE ASSOCIATES CO., LTD.

ต้องการข้อมูลทางด้านเทคนิคเพิ่มเติม : เจ้าหน้าที่ฝ่ายบริการหลังการขาย , โทร 02-868-0812 # 15,16 , E-Mail : Engineer@jiranatee.com
 เลขที่ 63/14-15,67/35-36 ถนนเพชรเกษม 7,7/1 แขวงวัดท่าพระ เขตบางกอกใหญ่ กรุงเทพฯ 10600 โทร 02-8680812-13 โทรสาร 02-868-1889

CUSTOMER NAME	: ALS Laboratory Group (Thailand) Co., Ltd. [บริษัท เอแอลเอส แลบบอราทอรี กรุ๊ป (ประเทศไทย) จำกัด]		
EQUIPMENT NAME	: THC Analyzer		
MANUFACTURER	: HORIBA	MODEL : APHA-370	SERIAL NO. : U430GTHB

TEST VALUES				
NO.	THC Analyzer (APHA - 370)	UNIT	BEFORE	AFTER
1	Signal (CH4)	mV	4.300	42.400
2	Signal (THC)	mV	3.200	64.400
3	Detector	Temp °C , Standard Value : Ambient temp+(5°Cto15°C)	46.700	50.000
		Pressure kPa , Standard Value : (Ambient/1013x100-20)±4kPa	70.000	70.100
4	Ambient	kPa current atmospheric pressure	101.000	101.100
5	Purifire	°C , Standard Value : 390 °C to 430 °C	420.400	421.200
		kPa , Normal value : 8 kPa to 25 kPa	9.800	9.800
6	NMHC	°C , Standard Value : 230 °C to 260 °C	244.800	245.100
7	DC 24 V	V , Standard Value : 24 V ± 0.5 V	23.900	23.900
8	DC 5 V	V , Standard Value : 5 V ± 0.5 V	5.000	5.000
9	Bypass (Optional)	L/min, Normal value : 0.9 L/min ± 0.3 L/min	-	-
10	Over Flow (Optional)	L/min, Standard Value : 0.8 L/min or More	-	-
11	CH4 Sampling Reading	PPM	3.530	2.330
12	NMHC Sampling Reading	PPM	4.280	1.150
13	THC Sampling Reading	PPM	8.810	3.480
14	Zero Gas CH4/THC	PPM	0.21/0.20	0.00/0.00
15	Span Gas	PPM	54.87/55.78	40.03/40.03
G	Gas H2/.....	20 PSI	20	20

Remark : Reference EX-EN-017-56 , Ambient HC Monitor APHA-370 Operation Manual Page #81

Remark : (Ambient temperature = 5°C to 40°C)

อาการที่ตรวจพบ

- Service Maintenance

รายละเอียดการดำเนินการ

- ทำ Calibration Zero/Span , Multipoint

ผลการดำเนินการ

- เรียบร้อย เครื่องสามารถดำเนินการตรวจวัดได้ตามปกติ

CALIBRATED BY :

CHECKED BY :



DATE :

DATE :

ต้องการข้อมูลทางด้านเทคนิคเพิ่มเติม : เจ้าหน้าที่ฝ่ายบริการหลังการขาย , โทร 02-868-0812 # 15-16 , E-Mail : Engineer@jiranatee.com

เลขที่ 63/14-15,67/35-36 ซอยเพชรเกษม 7,7/1 ถนนเพชรเกษม แขวงวัดท่าพระ เขตบางกอกใหญ่ กรุงเทพฯ 10600 โทร 02-868-0812-13 โทรสาร 02-868-1889



JIRANATEE ASSOCIATES CO.,LTD.

Jiranatee Associates Co.,Ltd.
63/14-15, 67/35-36
Petchkasem 7,7/1, Rd.Watthapra, Bangkokyai,
Bangkok 10600 (Thailand)
Tel: +6608680812
Mobile: +66863999453
E-mail: jnac-calibration@jiranatee.com
Web site: www.jiranatee.com

Accredited calibration laboratory
ISO/IEC 17025:2017
NSC-TISI-TIS 17025
CALIBRATION 0367

Air speed measurement laboratory
Calibration services department.

REVIEW BY	Mangkom P.
APPROVED BY	[Signature]
NEXT CAL. DATE	19/1/24

Certificate Number

CL-012-66

CERTIFICATE OF CALIBRATION

Page 1 of 2 Pages

MEASUREMENT ITEM : Wind Direction Sensor
MANUFACTURER : Novalynx
MODEL/TYPE : Sensor: WS-02F
Data logger: 110-WS-25DL-D
SERIAL NUMBER : Sensor: WSD-011
Data logger: A5660
ID NUMBER : RYG_FS0530
CONDITION AS-RECEIVED : Used item
CUSTOMER : ALS laboratory group (Thailand) Co., Ltd.
104 Phatthanakan 40, Phatthanakan Rd, Khwaeng Suan Luang,
Khet Suan Luang, Bangkok 10250 Thailand.

RECEIVED DATE : 16 Jan 2023
MEASUREMENT DATE : 19 Jan 2023
ISSUE DATE : 20 Jan 2023

ENVIRONMENTAL CONDITIONS:

Ambient condition in the laboratory are as follow:

Temperature	: 23.0 ± 3.0	°C
Relative Humidity	: 55.0 ± 15.0	%RH
Atmospheric Pressure	: 1010 ± 10	hPa

PLACE OF CALIBRATION : Eiffel-type wind tunnel of Jiranatee Associates Co., Ltd.

CALIBRATION CONDITION	: Wind tunnel cross-section area ¹	900	cm ²
	Win direction frontal area ²	129	cm ²
	Diameter of mounting pipe ³	-	mm
	Blockage ratio of test object ⁴	0.143	[-]

Preconditioning : 24 hours at ambient conditions.

Measurement Condition : The average values during measurement are (23.7)°C, (44.2) %RH and (1015.2) hPa.

TABULATION OF RESULTS:

The table on next page give the measured values.

Calibrated by:

☒ Mr. Sorawit Thachalad
☐ Miss Jittraporn Lertsomphol

Remark:

¹ Nozzle cross-section area of the wind tunnel
² Projected cross-section area of the tested object include mounting pipe
³ Diameter of mounting pipe
⁴ Ratio ² to ¹

Calibration procedure:

The wind direction sensor was calibrated against Standard Rotary Encoder model: AX4009TS-DM04-P3-S-U0 in an close test-section of Eiffel-type wind tunnel with 900 cm² cross test section area. The WI-CL-008 based on IEC 61400-12-1, Wind energy generation systems – Part 12-1: Power performance measurements of electricity producing wind turbines, March 2017 was used as a calibration guideline.

Traceability:

This certificate provides a traceability of The measurement to recognized the national standards, and to realization of the international system of units (SI) through the NIMT (National Metrology Institute of Thailand) via Certificate number: DA-0043-22

Uncertainty of Measurement:

The reported uncertainty of measurement is based on the standard uncertainty multiplied by a coverage factor k=2, Which for a normal distribution corresponds to a coverage probability of approximately 95%. The standard uncertainty has been determined in accordance with the GUM 'Evaluation of measurement data - Guide to the expression of uncertainty in measurement'

Approved signatory: _____

Mr. Parinya Booncharoen
Calibration Department Manager

MEASUREMENT RESULTS⁵

The wind direction sensor was calibrated against standard rotary encoder by comparison method. During calibration, the measurement was carried out at 45° intervals in clockwise and counterclockwise directions after offset adjustment has been made. The flow speed of wind tunnel (usually 5 m/s) is kept constant while the sensor is rotated around its vertical axis. The results of calibration and associated measurement uncertainties are reported in the table below.

Air speed m/s	D°_{std} Degree (°)	D°_{uuc} Degree (°)	Error Degree (°)	$U (k=2)$ Degree (°)
5.01	0.000	0	0	0.58
	45.000	42	-3	0.74
	90.000	88	-2	0.74
	135.000	133	-2	0.68
	180.000	179	-1	0.74
	225.000	226	1	0.74
	270.000	270	0	0.74
	315.000	316	1	0.74

Remark:

⁵ Calibration results only count for the tested circumstances and environmental conditions during which calibration took place

⁶ Direction of standard

⁷ Direction of Unit Under Calibration

End of Certificate of Calibration





JIRANATEE ASSOCIATES CO.,LTD.

Jiranatee Associates Co.,Ltd
63/14-15, 67/35-36
Petchkasem 7,7/1, Rd.Watthapra, Bangkokyai,
Bangkok 10600 (Thailand)
Tel: +6608680812
Mobile: +66863999453
E-mail: jnac-calibration@jiranatee.com
Web site: www.jiranatee.com

Accredited calibration laboratory
ISO/IEC 17025:2017
NSC-TISI-TIS 17025
CALIBRATION 0367

Air speed measurement laboratory
Calibration services department.

Certificate Number

CL-012-66

CERTIFICATE OF CALIBRATION

Page 1 of 2 Pages

MEASUREMENT ITEM : Cup anemometer
MANUFACTURER : Novalynx
MODEL/TYPE : Sensor: WS-02F
Data logger: 110-WS-25DL-D
SERIAL NUMBER : Sensor: WSD-011
Data logger: A5660
ID NUMBER : RYG_FS0530
CONDITION AS-RECEIVED : Used item
CUSTOMER : ALS laboratory group (Thailand) co., ltd.
104 Phatthanakan 40, Phatthanakan Rd, Khwaeng Suan Luang,
Khet Suan Luang, Bangkok 10250 Thailand.

RECEIVED DATE : 16 Jan 2023
MEASUREMENT DATE : 18 Jan 2023
ISSUE DATE : 20 Jan 2023

ENVIRONMENTAL CONDITIONS:

Ambient condition in the laboratory are as follow:

Temperature : 23.0 ± 3.0 °C
Relative Humidity : 55.0 ± 15.0 %RH
Atmospheric Pressure : 1010 ± 10 hPa

PLACE OF CALIBRATION : Eiffel-type wind tunnel of Jiranatee Associates Co., Ltd.

CALIBRATION CONDITIONS : Wind tunnel cross-section area¹ 900 cm²
Win direction frontal area² 100 cm²
Diameter of mounting pipe³ - mm
Blockage ratio of test object⁴ 0.111 [-]

Preconditioning : 24 hours at ambient conditions.
Measurement Condition : The average values during measurement are (23.7) °C, (50.2) %RH and (1017.1) hPa.

TABULATION OF RESULTS:

The table on next page give the measured values.

Calibrated by:

- ☒ Mr. Sorawit Thachalad
☐ Miss Jitraporn Lertsomphol



Approved signatory:

Mr. Parinya Booncharoen
Calibration Department Manager

Remark:

- ¹ Nozzle cross-section area of the wind tunnel
² Projected cross-section area of the tested object include mounting pipe
³ Diameter of mounting pipe
⁴ Ratio ² to ¹

MEASUREMENT RESULTS ⁵

The cup anemometer, Unit Under Calibration (UUC) was exercised at 10 m/s for 5 minutes prior to calibration being performed. The standard air velocity 0.5 m/s to 5 m/s was calculated by a standard air velocity transducer and above 5 m/s to 30 m/s was calculated by a pitot tube with precision differential pressure meter which was installed 40 mm and 300 mm respectively away from wind tunnel nozzle, UUC was installed at center of the test section. The calibration was carried out under both rising and falling air velocity in the range of 1 m/s to 16 m/s at calibration interval of 1 m/s. The results of calibration and associated measurement uncertainties are reported in the table below.


v_{std}^6 (m/s)	Temp. wind tunnel (°C)	Temp. room (°C)	v_{uuc}^7 (m/s)	Error (m/s)	$U (k=2)$ (m/s)
0.979	23.56	23.70	0.8	-0.2	0.16
2.025	23.80	23.70	1.8	-0.2	0.16
3.046	23.50	23.70	2.8	-0.2	0.20
4.120	23.64	23.70	3.9	-0.3	0.20
5.01	23.44	23.70	4.8	-0.2	0.18
5.98	23.60	23.70	5.8	-0.2	0.18
7.05	23.28	23.70	6.9	-0.1	0.19
8.17	23.60	23.70	8.0	-0.2	0.19
9.09	23.20	23.70	9.0	0.0	0.22
10.09	23.52	23.70	9.9	-0.2	0.20
11.13	23.20	23.70	10.9	-0.2	0.21
12.13	23.50	23.70	11.9	-0.2	0.21
13.19	23.20	23.70	13.0	-0.2	0.22
14.25	23.46	23.70	14.3	0.0	0.24
15.22	23.20	23.70	15.1	-0.1	0.34
16.31	23.30	23.70	16.1	-0.2	0.29

Remark:

⁵ Calibration results only count for the tested circumstances and environmental conditions during which calibration took place

⁶ Velocity of standard

⁷ Velocity of Unit Under Calibration

PHOTO OF CALIBRATION SET-UP

Calibration set-up of the cup anemometer calibration in the wind tunnel of Jiranatee Associates Co., Ltd. The cup anemometer shown may differ from the calibrated one. Remark: The proportion of the set-up is not true to scale due to imaging geometry.

End of Certificate of Calibration

CERTIFICATE OF CALIBRATION

Certificate No.: CL-005-66

Page 1 of 2

Equipment Name: Data Logger with Temperature
Sensor

Manufacturer: Novalynx

Model: 110-WS-25DL-D

Serial No.: A5660

ID No.: RYG_FS0530

Customer

Name: ALS laboratory group (Thailand) Co., Ltd.
Address: 104 Phatthanakan 40, Phatthanakan Rd.,
Khwaeng Suan Luang, Khet Suan Luang, Bangkok
10250 Thailand.

Received date: 16 Jan 2023

Calibration date: 18 Jan 2023

Issue date: 20 Jan 2023

Reference Used During Calibration

1. Standard Temperature Probe Model: STS-100 A500,
Serial No.: 667682-09, Due date: 23 Mar 2023

2. Digital Temperature Indicator Model: DTI-1000-A MK
II, Serial No.: 671407-00591 Due date: 22 July 2023

Calibration Condition

Temperature: $(23 \pm 3)^{\circ}\text{C}$

Relative Humidity: $(55 \pm 15)\%$

Calibration Procedure

The temperature calibration was done by In-House
calibration method as WI-CL-001 according to
comparison method with standard digital temperature
indicator and standard temperature probe. The
temperature scale use was based on ITS-90.

Traceability

The measurement results are traceable to the
international system of units (SI) through National
Institute of Metrology Thailand (NIMT) Certificate
number: TT-0034-22, Certificate number: ER-0092-
22

Calibrated by

- ☐ Mr. Sorawit Thachalad
☒ Miss Jitraporn Lertsomphol



Approved Signatory:

Mr. Parinya Booncharoen
Calibration Department Manager

Result of Calibration:- ☒ Without Adjustment ☐ With Adjustment

Calibration Range: 20-40 °C

Function:

This equipment was connected with temperature sensor Model: HMP60 S/N: S4620631.

Dimension : Diameter 12 mm. Length 80 mm.

<u>Immersion Depth (mm)</u>	<u>Standard Reading (°C)</u>	<u>UUC Reading (°C)</u>	<u>Error (°C)</u>	<u>Uncertainty (°C)</u>
60	20.066	19.8	-0.3	0.099
60	25.058	24.6	-0.5	0.14
60	30.052	29.5	-0.6	0.099
60	35.047	34.5	-0.5	0.099
60	40.038	39.4	-0.6	0.099

UUC*: Unit Under Calibration

The reported expanded uncertainty is based on standard uncertainty multiplied by a coverage factor k=2 providing a level of confidence of approximately 95%

* End of Certificate *



CERTIFICATE OF CALIBRATION

Calibration No. : RH-05012023

Page 1 of 1 Pages

Measurement Item : Relative humidity with data logger
Manufacturer : Novalynx
Model/Type : 110-WS-25DL-D
Serial Number : A5660
ID No. : RYG_FS0530
Customer : ALS laboratory group (Thailand) Co., Ltd.
: 104 Phatthanakan 40, Phatthanakan Rd., Khwaeng Suan Luang, Khet Suan Luang, Bangkok
10250 Thailand.

Environmental Condition:

The measurement was carried out in an ambient temperature of $(25 \pm 3)^{\circ}\text{C}$, and relative humidity of $(50 \pm 15)\%$.

Measurement Method:

Unit Under Calibration (UUC) was calibrated by comparison method with standard thermo hygrometer in the humidity generator chamber to determine the errors.

Traceability:

This instrument was calibrated using standard equipment whose accuracy is traceability through National Institute of Standards and Technology to the international system of units (SI) via MCS Calibration, Inc. Certificate number: 20314-101. Due date: Mar 14, 2023.

Measurement Date : Jan 18, 2023

Issued Date : Jan 20, 2023

Measurement Results:

This equipment was connected with Indoor air quality probe and Displayed (UR) on display. Model: HMP60, Serial number: S4620631.

Calibration was performed in the range of 20%RH to 80%RH

The results of calibration are reported in table below.

Determined (%RH)	Standard (Reading) (%RH)	UUC (Reading) (%RH)	Error (%RH)	Uncertainty \pm (%RH)
20	20.03	17.8	-2.2	0.58
50	50.28	48.6	-1.7	0.57
80	80.29	79.8	-0.5	0.58

Performed by

- ☐ Mr. Sorawit Thachalad
☒ Miss Jitraporn Lertsomphol



Approved Signatory: 

Mr. Parinya Booncharoen.
Calibration Department Manager

SITHIPORN ASSOCIATES CO.,LTD.

CALIBRATION LABORATORY



451-451/1 Sirinthorn Rd., Bangbunru, Bangplud Bangkok 10700 THAILAND.
Tel.0-2435-8800 Fax.0-2433-1679 e-mail:cal-center@sithiporn.com http://www.sithiporn.com

Cert. No. : ACC23005

Pages : 1 of 3

Calibration Certificate

Equipment : SOUND CALIBRATOR
Manufacturer : RION
Model : NC-75
Serial No.: 35002736
ID No.: RYG_FS0496

Condition As Found : GOOD

Customer : ALS LABORATORY GROUP (THAILAND) CO., LTD.
104 PHATTHANAKAN 40, PHATTHANAKAN ROAD,
KHWAENG PHATTHANAKAN, KHET SUAN LUANG,
BANGKOK, 10250 THAILAND.

Location : -
Ambient Temperature : (23.0 \pm 3) °C
Pressure : (101.3 \pm 3) kPa
Relative Humidity : (50.0 \pm 20) %

Received Date : 06 JANUARY 2023
Calibration Date : 17 JANUARY 2023
Date of Issue : 19 JANUARY 2023



Calibrated by : Nathakorn Pisutpaisan

Approved by :

(*T. Petchur*)
(Thanakul Petchurai)

This certificate is issued in accordance with the requirements of ISO/IEC 17025 standard, may not be reproduced other than in full, except with the prior written approval of the head of Calibration Laboratory.

Continuation of Calibration Certificate

Cert. No. : ACC23005

Job No. : VC66AC0024

Pages : 2 of 3

Calibration Procedure : CP-AC-03

Calibration Method :

This equipment was calibrated by based on IEC-60942-2003 Standard.

The sound pressure level, frequency and total distortion of the sound calibrator was measured using the reference microphone.

Condition of this result of calibration :

1. Reference Standard Instruments :

<u>Instrument</u>	<u>Model</u>	<u>Serial No.</u>	<u>Cert. No.</u>	<u>Due Date</u>
Waveform Generator	33511B	MY52302742	EF-0008-22	04-Feb-23
Digital Multimeter	33461A	MY53220104	EEL.BP. 04/0265	09-Feb-23
Digital Multimeter	33461A	MY53220076	EEL.BP. 03/0265	09-Feb-23
Digital Multimeter	33461A	MY60024273	EEL.BP. 05/0265	09-Feb-23
Programmable Attenuator	MAT-1070	62100114	EF-0009-22	07-Feb-23
Condenser Microphone	4180	2977900	AA-1013-22	24-Feb-23
Measuring Amplifier	NA-42KAI	34560495	AA-3005-22	22-Feb-23
Audio Analyzer	AVR-3360A	V744B6069	EF-0010-22	07-Feb-23

2. This result of calibration was found accurate as shown on date and place of calibration for this calibrated item only.

3. This certificate is traceable to the international system of unit maintained at :

3.1 National Institute of Metrology (Thailand).

3.2 Thailand Institute of Scientific and Technological Research (TISTR).

Continuation of Calibration Certificate

Cert. No. : ACC23005

Job No. : VC66AC0024

Pages : 3 of 3

Result of calibration :**1. Sound pressure level**

Specified sound pressure level (dB)	Measured value (dB)	Deviated value (dB)	Uncertainty (dB)	Tolerance limit (dB)
94	93.98	-0.02	0.14	0.40

2. Frequency

Specified Frequency (Hz)	Measured value (Hz)	Deviated value (%)	Uncertainty (%)	Tolerance limit (%)
1000	1000.0	0.0	0.1	1.0

3. Total distortion

Measured value (%)	Uncertainty (%)	Tolerance limit (%)
0.35	0.10	3.0

The reported uncertainty is based on a standard uncertainty multiplied by coverage factor $k = 2$ or any value following calculation, providing a level of confidence of approximately 95 %

————— End of Calibration Certificate —————

SITHIPHORN ASSOCIATES CO.,LTD. CALIBRATION LABORATORY

451-451/1 Sirinthorn Rd.,Bangbumru, Bangplud Bangkok 10700 THAILAND.
Tel.0-2435-8800 Fax.0-2433-1679 e-mail:cal-center@sithiphorn.com http://www.sithiphorn.com



Cert. No. : ACL22296

Pages : 1 of 9

Calibration Certificate

Equipment : SOUND LEVEL METER
Manufacturer : RION
Model : NL-21/ Microphone UC-52 / Preamplifier NH-21
Serial No.: 00376364 / 71486 / 23142
ID No.: RYG_FS0012

Condition As Found : GOOD

Customer : ALS LABORATORY GROUP (THAILAND) CO., LTD.
104 PHATTHANAKAN 40, PHATTHANAKAN ROAD,
KHWAEANG PHATTHANAKAN, KHET SUAN LUANG,
BANGKOK, 10250 THAILAND.

Location : -
Ambient Temperature : (23.0 \pm 3) °C
Pressure : (101.3 \pm 3) kPa
Relative Humidity : (50.0 \pm 20) %

Received Date : 07 DECEMBER 2022
Calibration Date : 16-20 DECEMBER 2022
Date of Issue : 21 DECEMBER 2022

REVIEW BY	<i>Mara korn P.</i>
APPROVED BY	<i>[Signature]</i>
NEXT CAL. DATE	16/12/23

Calibrated by : Nathakorn Pisutpaisan

Approved by :

[Signature]
(Thanakul Petchurai)

This certificate is issued in accordance with the requirements of ISO/IEC 17025 standard, may not be reproduced other than in full, except with the prior written approval of the head of Calibration Laboratory.

Continuation of Calibration Certificate

Cert. No. : ACL22296

Job No. : VC66AC0016

Pages : 2 of 9

Calibration Procedure : CP-AC-02

Calibration Method :

This equipment was calibrated by based on IEC-61672-3 (2013) Standard for sound level meter (SLM).

The SLM had tests to Acoustical and Electrical signal tests of frequency weighting with Anechoic chamber and Reference Standard Instruments.

For tests results of each items were made by observation of each Instruments display and also with SLM's display.

Condition of this result of calibration :

1. Reference Standard Instruments :

<u>Instrument</u>	<u>Model</u>	<u>Serial No.</u>	<u>Cert. No.</u>	<u>Due Date</u>
Waveform Generator	33210A	MY48017076	EF-0007-22	04-Feb-23
Waveform Generator	33511B	MY52302742	EF-0008-22	04-Feb-23
Digital Multimeter	33461A	MY53220104	EEL.BP. 04/0265	09-Feb-23
Digital Multimeter	33461A	MY53220076	EEL.BP. 03/0265	09-Feb-23
Digital Multimeter	8846A	MY60024273	EEL.BP. 05/0265	09-Feb-23
Programmable Attenuator	MAT-1070	62100114	EF-0009-22	07-Feb-23
Condenser Microphone	4180	2977900	AA-1013-22	24-Feb-23
Measuring Amplifier	NA-42KAI	34560495	AA-3005-22	22-Feb-23

2. This result of calibration was found accurate as shown on date and place of calibration for this calibrated item only.

3. This certificate is traceable to the international system of unit maintained at :

3.1 National Institute of Metrology (Thailand).

3.2 Thailand Institute of Scientific and Technological Research (TISTR).

Continuation of Calibration Certificate

Cert. No. : ACL22296
Job No. : VC66AC0016
Pages : 3 of 9

Summary of Measurement Result :

Parameter	Pass	Fail	Uncertainty (dB)	Maximum-permitted uncertainty of measurement (dB)
1. Absolute sensitivity	✓	-	0.2	N/A
2. Self-generated noise	✓	-	0.2	N/A
3. Acoustical signal tests of frequency weightings				
125 Hz	✓	-	0.3	0.6
1000 Hz	✓	-	0.3	0.6
8000 Hz	✓	-	0.3	0.7
4. Electrical signal tests of frequency weightings				
For 10 Hz to 4 kHz	✓	-	0.3	0.6
For > 4 kHz to 10 kHz	✓	-	0.3	0.7
For > 10 kHz to 20 kHz	-	-	-	1.0
5. Frequency and time weightings at 1 kHz	✓	-	0.2	0.2
6. Long - term stability	✓	-	0.1	0.1
7. Level linearity on the reference level range	✓	-	0.2	0.3
8. Level linearity including the level range control	✓	-	0.2	0.3
9. Tone burst response	✓	-	0.2	0.3
10. Peak C sound level	✓	-	0.2	0.35
11. Overload indication	✓	-	0.2	0.25
12. High level stability	✓	-	0.1	0.1

Continuation of Calibration Certificate

Cert. No. : ACL22296

Job No. : VC66AC0016

Pages : 4 of 9

Result of calibration :**1. Absolute sensitivity**

Reference Acoustic Signal (dB)	Measured Value (dB)	Deviation (dB)	Acceptance Limit (dB)
93.9 (93.95)	93.9	0.0	±0.3

2. Self-generated noise

2.1 Normal test

Measured Value (dB)
24.0

2.2 The microphone of the sound level meter was replaced by electrical signal input device.

Frequency Weighting	Measured value (dB)
A - weight	22.2
C - weight	21.9
Flat	21.6

3. Acoustical signal tests of frequency weightings

Meter free-field acoustic response at a level of 84 dB

Frequency (Hz)	Deviation from various frequency weighting response curve (dB)			
	Flat	C-weight	A-weight	Acceptance Limits
125	0.0	0.1	0.1	± 1.5
1000	0.0	0.0	0.0	± 1.0
8000	0.2	0.4	0.4	±5.0

Continuation of Calibration Certificate

Cert. No. : ACL22296

Job No. : VC66AC0016

Pages : 5 of 9

4. Electrical signal tests of frequency weightings

Weighting network response with relative to 1 kHz.

Frequency (Hz)	Deviation from various frequency weighting response curve (dB)			
	Flat	C-weight	A-weight	Acceptance Limits
63	-0.2	0.0	0.0	±2.0
125	-0.1	0.0	0.0	±1.5
250	-0.1	0.0	0.0	±1.5
500	-0.1	0.0	0.0	±1.5
1000	0.0	0.0	0.0	±1.0
2000	0.0	0.1	0.1	±2.0
4000	0.0	0.1	0.1	±3.0
8000	0.0	0.2	0.2	±5.0

5. Frequency and time weightings at 1 kHz

5.1 Frequency weightings at 1 kHz

Frequency Weighting	Measured Value (dB)	Deviated Value (dB)	Acceptance Limits (dB)
A - weight	94.0	0.0	-
C - weight	94.0	0.0	± 0.2
Flat	94.1	0.1	± 0.2

5.2 Time weighting at 1 kHz

Frequency Weighting	Measured Value (dB)	Deviated Value (dB)	Acceptance Limits (dB)
Fast	94.0	0.0	-
Slow	94.0	0.0	± 0.1
Leq	94.0	0.0	± 0.1

6. Long - term stability

Frequency Weighting	SLM Display at initial (dB)	SLM Display at final (dB)	Deviated Value (dB)	Acceptance Limits (dB)
A - weight	94.0	94.0	0.0	± 0.3

Continuation of Calibration Certificate

Cert. No. : ACL22296
Job No. : VC66AC0016
Pages : 6 of 9

7. Level linearity on the reference level range

Anticipated Value (dB)	Measured Value (dB)	Deviated Value (dB)	Acceptance Limits (dB)
135.0	135.0	0.0	± 1.1
134.0	134.0	0.0	± 1.1
133.0	133.0	0.0	± 1.1
132.0	132.0	0.0	± 1.1
131.0	131.0	0.0	± 1.1
129.0	129.0	0.0	± 1.1
124.0	124.0	0.0	± 1.1
119.0	119.0	0.0	± 1.1
114.0	114.0	0.0	± 1.1
109.0	109.0	0.0	± 1.1
104.0	104.0	0.0	± 1.1
99.0	99.0	0.0	± 1.1
94.0	94.0	0.0	± 1.1
89.0	89.0	0.0	± 1.1
84.0	84.0	0.0	± 1.1
79.0	79.0	0.0	± 1.1
74.0	74.0	0.0	± 1.1
69.0	69.0	0.0	± 1.1
64.0	64.0	0.0	± 1.1
59.0	59.0	0.0	± 1.1
54.0	54.0	0.0	± 1.1
49.0	49.0	0.0	± 1.1
44.0	44.0	0.0	± 1.1
39.0	39.0	0.0	± 1.1

Continuation of Calibration Certificate

Cert. No. : ACL22296

Job No. : VC66AC0016

Pages : 7 of 9

8. Level linearity including the level range control

Range	Anticipated Value (dB)	Measured Value (dB)	Deviated Value (dB)	Acceptance Limits (dB)
130	94.0	94.0	0.0	±0.5
120	94.0	94.0	0.0	±0.5
110	94.0	94.0	0.0	±0.5
100	94.0	94.0	0.0	±0.5
90	94.0	94.0	0.0	±0.5

Level linearity on each level range

Range	Anticipated Value (dB)	Measured Value (dB)	Deviated Value (dB)	Acceptance Limits (dB)
130	43.0	43.0	0.0	±0.5
120	33.0	33.0	0.0	±0.5

9. Tone burst response

Time Weighting	Tone burst duration, Tb (ms)	Cycle	Anticipated Value (dB)	Measured Value (dB)	Deviated Value (dB)	Acceptance Limits (dB)
Fast	0.25	1	108.0	108.0	0.0	1.5 ; -5.0
	2	8	117.0	117.0	0.0	1.0 ; -2.5
	200	800	134.0	134.0	0.0	±1.0
Slow	2	8	108.0	108.0	0.0	1.5 ; -5.0
	200	800	127.6	127.6	0.0	±1.0
SEL	0.25	1	99.0	98.9	-0.1	1.5 ; -5.0
	2	8	108.0	108.0	0.0	1.0 ; -2.5
	200	800	128.0	128.0	0.0	±1.0

Continuation of Calibration Certificate

Cert. No. : ACL22296
Job No. : VC66AC0016
Pages : 8 of 9

10. Peak C sound level

Number of cycle in test signal	Anticipated Value (dB)	Measured Value, L _{peak} (dB)	Deviated Value (dB)	Acceptance Limits (dB)
Continuous	133.0	133.0	0.0	-
One	136.4	136.0	-0.4	±3.0

Number of cycle in test signal	Anticipated Value (dB)	Measured Value (dB)	Deviated Value (dB)	Acceptance Limits (dB)
Continuous	133.0	133.0	0.0	-
Positive half cycle	135.4	135.1	-0.3	±2.0
Negative half cycle	135.4	135.1	-0.3	±2.0

11. Overload indication

Measured value (dB)		Deviated Value (dB)	Acceptance Limits (dB)
Positive one-half cycle	Negative one-half cycle		
89.4	89.2	-0.2	±1.5

Continuation of Calibration Certificate

Cert. No. : ACL22296
Job No. : VC66AC0016
Pages : 9 of 9

12. High level stability

Frequency Weighting	SLM Display at initial (dB)	SLM Display at final (dB)	Deviated Value (dB)	Acceptance Limits (dB)
A - weight	137.0	137.0	0.0	±0.3

The reported uncertainty is based on a standard uncertainty multiplied by coverage factor $k = 2$ or any value following calculation, providing a level of confidence of approximately 95 %

End of Calibration Certificate

SITHIPHORN ASSOCIATES CO.,LTD. CALIBRATION LABORATORY

451-451/1 Sirinthorn Rd.,Bangbumru, Bangplud Bangkok 10700 THAILAND.
Tel.0-2435-8800 Fax.0-2433-1679 e-mail:cal-center@sithiphorn.com http://www.sithiphorn.com



Cert. No. : ACL22228

Pages : 1 of 8

Calibration Certificate

Equipment : SOUND LEVEL METER
Manufacturer : RION
Model : NL-42A/ Microphone UC-52 / Preamplifier NH-24
Serial No.: 00623389 / 198636 / 26417
ID No.: -

Condition As Found : GOOD

Customer : ALS LABORATORY GROUP (THAILAND) CO., LTD.
104 PHATTHANAKAN 40, PHATTHANAKAN ROAD,
KHWANG PHATTHANAKAN, KHET SUAN LUANG,
BANGKOK, 10250 THAILAND.

Location : -
Ambient Temperature : (23.0 \pm 3) °C
Pressure : (101.3 \pm 3) kPa
Relative Humidity : (50.0 \pm 20) %

Received Date : 28 SEPTEMBER 2022
Calibration Date : 12-17 OCTOBER 2022
Date of Issue : 18 OCTOBER 2022



Calibrated by :

Nathakorn Pisutpaisan

Approved by :


(Thanakul Petchurai)

This certificate is issued in accordance with the requirements of ISO/IEC 17025 standard, may not be reproduced other than in full, except with the prior written approval of the head of Calibration Laboratory.

Continuation of Calibration Certificate

Cert. No. : ACL22228

Job No. : VC65AC0086

Pages : 2 of 8

Calibration Procedure : CP-AC-01

Calibration Method :

This equipment was calibrated by based on IEC-61672-3 (2013) Standard for sound level meter (SLM).

The SLM had tests to Acoustical and Electrical signal tests of frequency weighting with Anechoic chamber and Reference Standard Instruments.

For tests results of each items were made by observation of each Instruments display and also with SLM's display.

Condition of this result of calibration :

1. Reference Standard Instruments :

<u>Instrument</u>	<u>Model</u>	<u>Serial No.</u>	<u>Cert. No.</u>	<u>Due Date</u>
Waveform Generator	33210A	MY48017076	EF-0007-22	04-Feb-23
Waveform Generator	33511B	MY52302742	EF-0008-22	04-Feb-23
Digital Multimeter	33461A	MY53220104	EEL.BP. 04/0265	09-Feb-23
Digital Multimeter	33461A	MY53220076	EEL.BP. 03/0265	09-Feb-23
Digital Multimeter	34461A	MY60024273	EEL.BP. 05/0265	09-Feb-23
Programmable Attenuator	MAT-1070	62100114	EF-0009-22	07-Feb-23
Condenser Microphone	4180	2977900	AA-1013-22	24-Feb-23
Measuring Amplifier	NA-42KAI	34560495	AA-3005-22	22-Feb-23

2. This result of calibration was found accurate as shown on date and place of calibration for this calibrated item only.

3. This certificate is traceable to the international system of unit maintained at :

3.1 National Institute of Metrology (Thailand).

3.2 Thailand Institute of Scientific and Technological Research (TISTR).

Continuation of Calibration Certificate

Cert. No. : ACL22228

Job No. : VC65AC0086

Pages : 3 of 8

Summary of Measurement Result :

Parameter	Pass	Fail	Uncertainty (dB)	Maximum-permitted uncertainty of measurement (dB)
1. Absolute sensitivity	✓	-	0.2	N/A
2. Self-generated noise	✓	-	0.2	N/A
3. Acoustical signal tests of frequency weightings				
125 Hz	✓	-	0.3	0.6
1000 Hz	✓	-	0.3	0.6
8000 Hz	✓	-	0.3	0.7
4. Electrical signal tests of frequency weightings				
For 10 Hz to 4 kHz	✓	-	0.3	0.6
For > 4 kHz to 10 kHz	✓	-	0.3	0.7
For > 10 kHz to 20 kHz	-	-	-	1.0
5. Frequency and time weightings at 1 kHz	✓	-	0.2	0.2
6. Long - term stability	✓	-	0.1	0.1
7. Level linearity on the reference level range	✓	-	0.2	0.3
8. Level linearity including the level range control	✓	-	0.2	0.3
9. Tone burst response	✓	-	0.2	0.3
10. Peak C sound level	✓	-	0.2	0.35
11. Overload indication	✓	-	0.2	0.25
12. High level stability	✓	-	0.1	0.1

Continuation of Calibration Certificate

Cert. No. : ACL22228

Job No. : VC65AC0086

Pages : 4 of 8

Result of calibration :**1. Absolute sensitivity**

Reference Acoustic Signal (dB)	Measured Value (dB)	Deviation (dB)	Acceptance Limit (dB)
93.9 (93.95)	93.9	0.0	±0.3

2. Self-generated noise

2.1 Normal test

Measured Value (dB)
14.2

2.2 The microphone of the sound level meter was replaced by electrical signal input device.

Frequency Weighting	Measured value (dB)
A - weight	9.9
C - weight	16.5
Flat	22.2

3. Acoustical signal tests of frequency weightings

Meter free-field acoustic response at a level of 84 dB

Frequency (Hz)	Deviation from various frequency weighting response curve (dB)			Acceptance Limits
	Flat	C-weight	A-weight	
125	0.2	0.2	0.2	± 1.5
1000	0.0	0.0	0.0	± 1.0
8000	1.0	1.1	1.1	±5.0

Continuation of Calibration Certificate

Cert. No. : ACL22228

Job No. : VC65AC0086

Pages : 5 of 8

4. Electrical signal tests of frequency weightings

Weighting network response with relative to 1 kHz.

Frequency (Hz)	Deviation from various frequency weighting response curve (dB)			
	Flat	C-weight	A-weight	Acceptance Limits
63	0.0	-0.1	-0.1	±2.0
125	0.0	0.0	0.0	±1.5
250	0.0	0.0	0.0	±1.5
500	0.0	0.0	0.0	±1.5
1000	0.0	0.0	0.0	±1.0
2000	0.0	0.0	0.0	±2.0
4000	0.0	0.0	0.0	±3.0
8000	0.0	0.1	0.1	±5.0

5. Frequency and time weightings at 1 kHz

5.1 Frequency weightings at 1 kHz

Frequency Weighting	Measured Value (dB)	Deviated Value (dB)	Acceptance Limits (dB)
A - weight	94.0	0.0	-
C - weight	94.0	0.0	± 0.2
Flat	94.0	0.0	± 0.2

5.2 Time weighting at 1 kHz

Frequency Weighting	Measured Value (dB)	Deviated Value (dB)	Acceptance Limits (dB)
Fast	94.0	0.0	-
Slow	94.0	0.0	± 0.1
Leq	94.0	0.0	± 0.1

6. Long - term stability

Frequency Weighting	SLM Display at initial (dB)	SLM Display at final (dB)	Deviated Value (dB)	Acceptance Limits (dB)
A - weight	94.0	94.0	0.0	± 0.3

Continuation of Calibration Certificate

Cert. No. : ACL22228

Job No. : VC65AC0086

Pages : 6 of 8

7. Level linearity on the reference level range

Anticipated Value (dB)	Measured Value (dB)	Deviated Value (dB)	Acceptance Limits (dB)
137.0	137.0	0.0	± 1.1
136.0	136.0	0.0	± 1.1
135.0	135.0	0.0	± 1.1
134.0	134.0	0.0	± 1.1
133.0	133.0	0.0	± 1.1
132.0	132.0	0.0	± 1.1
131.0	131.0	0.0	± 1.1
129.0	129.0	0.0	± 1.1
124.0	124.0	0.0	± 1.1
119.0	119.0	0.0	± 1.1
114.0	114.0	0.0	± 1.1
109.0	109.0	0.0	± 1.1
104.0	104.0	0.0	± 1.1
99.0	99.0	0.0	± 1.1
94.0	94.0	0.0	± 1.1
89.0	89.1	0.1	± 1.1
84.0	84.1	0.1	± 1.1
79.0	79.0	0.0	± 1.1
74.0	74.1	0.1	± 1.1
69.0	69.1	0.1	± 1.1
64.0	64.0	0.0	± 1.1
59.0	59.1	0.1	± 1.1
54.0	54.0	0.0	± 1.1
49.0	49.0	0.0	± 1.1
44.0	44.0	0.0	± 1.1
39.0	39.0	0.0	± 1.1
34.0	34.0	0.0	± 1.1
30.0	30.1	0.1	± 1.1
29.0	29.1	0.1	± 1.1
28.0	28.0	0.0	± 1.1
27.0	27.0	0.0	± 1.1
26.0	26.1	0.1	± 1.1
25.0	25.1	0.1	± 1.1

Continuation of Calibration Certificate

Cert. No. : ACL22228
Job No. : VC65AC0086
Pages : 7 of 8

8. Level linearity including the level range control

Range	Anticipated Value (dB)	Measured Value (dB)	Deviated Value (dB)	Acceptance Limits (dB)
Auto	94.0	94.0	0.0	±1.1

9. Tone burst response

Time Weighting	Tone burst duration, Tb (ms)	Cycle	Anticipated Value (dB)	Measured Value (dB)	Deviated Value (dB)	Acceptance Limits (dB)
Fast	0.25	1	108.0	107.9	-0.1	1.5 ; -5.0
	2	8	117.0	117.0	0.0	1.0 ; -2.5
	200	800	134.0	134.0	0.0	±1.0
Slow	2	8	108.0	108.0	0.0	1.5 ; -5.0
	200	800	127.6	127.6	0.0	±1.0
SEL	0.25	1	99.0	98.9	-0.1	1.5 ; -5.0
	2	8	108.0	108.0	0.0	1.0 ; -2.5
	200	800	128.0	128.0	0.0	±1.0

10. Peak C sound level

Number of cycle in test signal	Anticipated Value (dB)	Measured Value, Lcpeak (dB)	Deviated Value (dB)	Acceptance Limits (dB)
Continuous	133.0	133.0	0.0	-
One	136.4	135.8	-0.6	±3.0

Number of cycle in test signal	Anticipated Value (dB)	Measured Value (dB)	Deviated Value (dB)	Acceptance Limits (dB)
Continuous	133.0	133.0	0.0	-
Positive half cycle	135.4	135.2	-0.2	±2.0
Negative half cycle	135.4	135.2	-0.2	±2.0

Continuation of Calibration Certificate

Cert. No. : ACL22228
Job No. : VC65AC0086
Pages : 8 of 8

11. Overload indication

Measured value (dB)		Deviated Value (dB)	Acceptance Limits (dB)
Positive one-half cycle	Negative one-half cycle		
89.5	89.6	0.1	±1.5

12. High level stability

Frequency Weighting	SLM Display at initial (dB)	SLM Display at final (dB)	Deviated Value (dB)	Acceptance Limits (dB)
A - weight	137.0	137.0	0.0	±0.3

The reported uncertainty is based on a standard uncertainty multiplied by coverage factor $k = 2$
or any value following calculation, providing a level of confidence of approximately 95 %

End of Calibration Certificate

SITHIPHORN ASSOCIATES CO.,LTD. CALIBRATION LABORATORY

451-451/1 Sirinthorn Rd.,Bangbumru, Bangplud Bangkok 10700 THAILAND.
Tel.0-2435-8800 Fax.0-2433-1679 e-mail:cal-center@sithiphorn.com http://www.sithiphorn.com



Cert. No. : ACL22114

Pages : 1 of 9

Calibration Certificate

Equipment : SOUND LEVEL METER
Manufacturer : RION
Model : NL-21/ Microphone UC-52 / Preamplifier NH-21
Serial No.: 00509355 / 143845 / 32731
ID No.: RYG_FS0015

Condition As Found : GOOD

Customer : ALS LABORATORY GROUP (THAILAND) CO., LTD.
104 PHATTHANAKAN 40, PHATTHANAKAN ROAD,
KHWANG PHATTHANAKAN, KHET SUAN LUANG,
BANGKOK, 10250 THAILAND.

Location : -

Ambient Temperature : (23.0 \pm 3) °C
Pressure : (101.3 \pm 3) kPa
Relative Humidity : (50.0 \pm 20) %

Received Date : 17 MAY 2022
Calibration Date : 24-27 MAY 2022
Date of Issue : 30 MAY 2022

REVIEW BY	<i>Nathakorn P.</i>
APPROVED BY	<i>[Signature]</i>
NEXT CAL. DATE	24/5/23

Calibrated by :

Nathakorn Pisutpaisan

Approved by :

T. Petchur
(Thanakul Petchurai)

This certificate is issued in accordance with the requirements of ISO/IEC 17025 standard, may not be reproduced other than in full, except with the prior written approval of the head of Calibration Laboratory.

Continuation of Calibration Certificate

Cert. No. : ACL22114

Job No. : VC65AC0060

Pages : 2 of 9

Calibration Procedure : CP-AC-02

Calibration Method :

This equipment was calibrated by based on IEC-61672-3 (2013) Standard for sound level meter (SLM).

The SLM had tests to Acoustical and Electrical signal tests of frequency weighting with Anechoic chamber and Reference Standard Instruments.

For tests results of each items were made by observation of each Instruments display and also with SLM's display.

Condition of this result of calibration :

1. Reference Standard Instruments :

<u>Instrument</u>	<u>Model</u>	<u>Serial No.</u>	<u>Cert. No.</u>	<u>Due Date</u>
Waveform Generator	33210A	MY48017076	EF-0007-22	04-Feb-23
Waveform Generator	33511B	MY52302742	EF-0008-22	04-Feb-23
Digital Multimeter	33461A	MY53220104	EEL.BP. 04/0265	09-Feb-23
Digital Multimeter	33461A	MY53220076	EEL.BP. 03/0265	09-Feb-23
Digital Multimeter	8846A	MY60024273	EEL.BP. 05/0265	09-Feb-23
Programmable Attenuator	MAT-1070	62100114	EF-0009-22	07-Feb-23
Condenser Microphone	4180	2977900	AA-1013-22	24-Feb-23
Measuring Amplifier	NA-42KAI	34560495	AA-3005-22	22-Feb-23

2. This result of calibration was found accurate as shown on date and place of calibration for this calibrated item only.

3. This certificate is traceable to the international system of unit maintained at :

3.1 National Institute of Metrology (Thailand).

3.2 Thailand Institute of Scientific and Technological Research (TISTR).

Continuation of Calibration Certificate

Cert. No. : ACL22114
Job No. : VC65AC0060
Pages : 3 of 9

Summary of Measurement Result :

Parameter	Pass	Fail	Uncertainty (dB)	Maximum-permitted uncertainty of measurement (dB)
1. Absolute sensitivity	✓	-	0.2	N/A
2. Self-generated noise	✓	-	0.2	N/A
3. Acoustical signal tests of frequency weightings				
125 Hz	✓	-	0.3	0.6
1000 Hz	✓	-	0.3	0.6
8000 Hz	✓	-	0.3	0.7
4. Electrical signal tests of frequency weightings				
For 10 Hz to 4 kHz	✓	-	0.3	0.6
For > 4 kHz to 10 kHz	✓	-	0.3	0.7
For > 10 kHz to 20 kHz	-	-	-	1.0
5. Frequency and time weightings at 1 kHz	✓	-	0.2	0.2
6. Long - term stability	✓	-	0.1	0.1
7. Level linearity on the reference level range	✓	-	0.2	0.3
8. Level linearity including the level range control	✓	-	0.2	0.3
9. Tone burst response	✓	-	0.2	0.3
10. Peak C sound level	✓	-	0.2	0.35
11. Overload indication	✓	-	0.2	0.25
12. High level stability	✓	-	0.1	0.1

Continuation of Calibration Certificate

Cert. No. : ACL22114

Job No. : VC65AC0060

Pages : 4 of 9

Result of calibration :**1. Absolute sensitivity**

Reference Acoustic Signal (dB)	Measured Value (dB)	Deviation (dB)	Acceptance Limit (dB)
93.9 (93.95)	93.9	0.0	±0.3

2. Self-generated noise**2.1 Normal test**

Measured Value (dB)
21.7

2.2 The microphone of the sound level meter was replaced by electrical signal input device.

Frequency Weighting	Measured value (dB)
A - weight	21.5
C - weight	22.6
Flat	25.5

3. Acoustical signal tests of frequency weightings

Meter free-field acoustic response at a level of 84 dB

Frequency (Hz)	Deviation from various frequency weighting response curve (dB)			
	Flat	C-weight	A-weight	Acceptance Limits
125	0.3	0.4	0.4	± 1.5
1000	0.0	0.0	0.0	± 1.0
8000	-1.1	-1.0	-0.9	±5.0

Continuation of Calibration Certificate

Cert. No. : ACL22114

Job No. : VC65AC0060

Pages : 5 of 9

4. Electrical signal tests of frequency weightings

Weighting network response with relative to 1 kHz.

Frequency (Hz)	Deviation from various frequency weighting response curve (dB)			
	Flat	C-weight	A-weight	Acceptance Limits
63	-0.1	-0.1	0.0	±2.0
125	-0.1	0.0	0.0	±1.5
250	-0.1	0.0	-0.1	±1.5
500	0.0	0.0	-0.1	±1.5
1000	0.0	0.0	0.0	±1.0
2000	0.1	0.1	0.1	±2.0
4000	0.1	0.1	0.1	±3.0
8000	0.1	0.2	0.2	±5.0

5. Frequency and time weightings at 1 kHz

5.1 Frequency weightings at 1 kHz

Frequency Weighting	Measured Value (dB)	Deviated Value (dB)	Acceptance Limits (dB)
A - weight	94.0	0.0	-
C - weight	94.0	0.0	± 0.2
Flat	94.0	0.0	± 0.2

5.2 Time weighting at 1 kHz

Frequency Weighting	Measured Value (dB)	Deviated Value (dB)	Acceptance Limits (dB)
Fast	94.0	0.0	-
Slow	94.0	0.0	± 0.1
Leq	94.0	0.0	± 0.1

6. Long - term stability

Frequency Weighting	SLM Display at initial (dB)	SLM Display at final (dB)	Deviated Value (dB)	Acceptance Limits (dB)
A - weight	94.0	94.0	0.0	± 0.3

Continuation of Calibration Certificate

Cert. No. : ACL22114
Job No. : VC65AC0060
Pages : 6 of 9

7. Level linearity on the reference level range

Anticipated Value (dB)	Measured Value (dB)	Deviated Value (dB)	Acceptance Limits (dB)
135.0	135.0	0.0	± 1.1
134.0	134.0	0.0	± 1.1
133.0	133.0	0.0	± 1.1
132.0	132.0	0.0	± 1.1
131.0	131.0	0.0	± 1.1
129.0	129.0	0.0	± 1.1
124.0	124.0	0.0	± 1.1
119.0	119.0	0.0	± 1.1
114.0	113.9	-0.1	± 1.1
109.0	109.0	0.0	± 1.1
104.0	104.0	0.0	± 1.1
99.0	99.0	0.0	± 1.1
94.0	94.0	0.0	± 1.1
89.0	89.0	0.0	± 1.1
84.0	84.0	0.0	± 1.1
79.0	79.0	0.0	± 1.1
74.0	74.0	0.0	± 1.1
69.0	69.0	0.0	± 1.1
64.0	64.0	0.0	± 1.1
59.0	59.0	0.0	± 1.1
54.0	54.0	0.0	± 1.1
49.0	49.1	0.1	± 1.1
44.0	44.1	0.1	± 1.1
39.0	39.4	0.4	± 1.1

Continuation of Calibration Certificate

Cert. No. : ACL22114

Job No. : VC65AC0060

Pages : 7 of 9

8. Level linearity including the level range control

Range	Anticipated Value (dB)	Measured Value (dB)	Deviated Value (dB)	Acceptance Limits (dB)
130	94.0	94.0	0.0	±0.5
120	94.0	94.0	0.0	±0.5
110	94.0	94.0	0.0	±0.5
100	94.0	94.0	0.0	±0.5
90	94.0	94.0	0.0	±0.5

Level linearity on each level range

Range	Anticipated Value (dB)	Measured Value (dB)	Deviated Value (dB)	Acceptance Limits (dB)
130	43.0	43.0	0.0	±0.5
120	33.0	33.0	0.0	±0.5

9. Tone burst response

Time Weighting	Tone burst duration, Tb (ms)	Cycle	Anticipated Value (dB)	Measured Value (dB)	Deviated Value (dB)	Acceptance Limits (dB)
Fast	0.25	1	108.0	107.9	-0.1	1.5 ; -5.0
	2	8	117.0	117.0	0.0	1.0 ; -2.5
	200	800	134.0	134.1	0.1	±1.0
Slow	2	8	108.0	108.0	0.0	1.5 ; -5.0
	200	800	127.6	127.6	0.0	±1.0
SEL	0.25	1	99.0	98.9	-0.1	1.5 ; -5.0
	2	8	108.0	108.0	0.0	1.0 ; -2.5
	200	800	128.0	128.0	0.0	±1.0

Continuation of Calibration Certificate

Cert. No. : ACL22114
Job No. : VC65AC0060
Pages : 8 of 9

10. Peak C sound level

Number of cycle in test signal	Anticipated Value (dB)	Measured Value, L _{peak} (dB)	Deviated Value (dB)	Acceptance Limits (dB)
Continuous	133.0	133.0	0.0	-
One	136.4	136.3	-0.1	±3.0

Number of cycle in test signal	Anticipated Value (dB)	Measured Value (dB)	Deviated Value (dB)	Acceptance Limits (dB)
Continuous	133.0	133.0	0.0	-
Positive half cycle	135.4	135.1	-0.3	±2.0
Negative half cycle	135.4	135.1	-0.3	±2.0

11. Overload indication

Measured value (dB)		Deviated Value (dB)	Acceptance Limits (dB)
Positive one-half cycle	Negative one-half cycle		
89.4	89.3	-0.1	±1.5

Continuation of Calibration Certificate

Cert. No. : ACL22114
Job No. : VC65AC0060
Pages : 9 of 9

12. High level stability

Frequency Weighting	SLM Display at initial (dB)	SLM Display at final (dB)	Deviated Value (dB)	Acceptance Limits (dB)
A - weight	137.0	137.0	0.0	±0.3

The reported uncertainty is based on a standard uncertainty multiplied by coverage factor $k = 2$ or any value following calculation, providing a level of confidence of approximately 95 %

End of Calibration Certificate

SITHIPHORN ASSOCIATES CO.,LTD.

CALIBRATION LABORATORY

451-451/1 Sirinthorn Rd.,Bangbumru, Bangplud Bangkok 10700 THAILAND.
Tel.0-2435-8800 Fax.0-2433-1679 e-mail:cal-center@sithiphorn.com http://www.sithiphorn.com



NSC-TISI-TIS 17025
CALIBRATION 0394

Cert. No. : ACC22024

Pages : 1 of 3

Calibration Certificate

Equipment : SOUND CALIBRATOR
Manufacturer : RION
Model : NC-74
Serial No.: 34178124
ID No.: RYG_FS0216

Condition As Found : GOOD

Customer : ALS LABORATORY GROUP (THAILAND) CO., LTD.
104 PHATTHANAKAN 40, PHATTHANAKAN ROAD,
KHWAENG PHATTHANAKAN, KHET SUAN LUANG,
BANGKOK, 10250 THAILAND.

Location : -
Ambient Temperature : (23.0 \pm 3) °C
Pressure : (101.3 \pm 3) kPa
Relative Humidity : (50.0 \pm 20) %

Received Date : 22 AUGUST 2022
Calibration Date : 31 AUGUST 2022
Date of Issue : 02 SEPTEMBER 2022

REVIEW BY	<i>Nathakorn P.</i>
APPROVED BY	<i>[Signature]</i>
NEXT CAL. DATE	31/8/23

Calibrated by : Nathakorn Pisutpaisan

Approved by :

[Signature]
(Thanakul Petchurai)

This certificate is issued in accordance with the requirements of ISO/IEC 17025 standard, may not be reproduced other than in full, except with the prior written approval of the head of Calibration Laboratory.

Continuation of Calibration Certificate

Cert. No. : ACC22024

Job No. : VC65AC0077

Pages : 2 of 3

Calibration Procedure : CP-AC-03

Calibration Method :

This equipment was calibrated by based on IEC-60942-2003 Standard.

The sound pressure level, frequency and total distortion of the sound calibrator was measured using the reference microphone.

Condition of this result of calibration :

1. Reference Standard Instruments :

<u>Instrument</u>	<u>Model</u>	<u>Serial No.</u>	<u>Cert. No.</u>	<u>Due Date</u>
Waveform Generator	33511B	MY52302742	EF-0008-22	04-Feb-23
Digital Multimeter	33461A	MY53220104	EEL.BP. 04/0265	09-Feb-23
Digital Multimeter	33461A	MY53220076	EEL.BP. 03/0265	09-Feb-23
Digital Multimeter	33461A	MY60024273	EEL.BP. 05/0265	09-Feb-23
Programmable Attenuator	MAT-1070	62100114	EF-0009-22	07-Feb-23
Condenser Microphone	4180	2977900	AA-1013-22	24-Feb-23
Measuring Amplifier	NA-42KAI	34560495	AA-3005-22	22-Feb-23
Audio Analyzer	AVR-3360A	V744B6069	EF-0010-22	07-Feb-23

2. This result of calibration was found accurate as shown on date and place of calibration for this calibrated item only.

3. This certificate is traceable to the international system of unit maintained at :

3.1 National Institute of Metrology (Thailand).

3.2 Thailand Institute of Scientific and Technological Research (TISTR).

Continuation of Calibration Certificate

Cert. No. : ACC22024

Job No. : VC65AC0077

Pages : 3 of 3

Result of calibration :**1. Sound pressure level**

Specified sound pressure level (dB)	Measured value (dB)	Deviated value (dB)	Uncertainty (dB)	Tolerance limit (dB)
94	94.21	0.21	0.14	0.40

2. Frequency

Specified Frequency (Hz)	Measured value (Hz)	Deviated value (%)	Uncertainty (%)	Tolerance limit (%)
1000	1001.3	0.1	0.1	1.0

3. Total distortion

Measured value (%)	Uncertainty (%)	Tolerance limit (%)
1.95	0.10	3.0

The reported uncertainty is based on a standard uncertainty multiplied by coverage factor $k = 2$ or any value following calculation, providing a level of confidence of approximately 95 %

End of Calibration Certificate

SITHIPHORN ASSOCIATES CO.,LTD. CALIBRATION LABORATORY



NSC-TISI-TIS 17025
CALIBRATION 0394

451-451/1 Sirinthorn Rd., Bangbunru, Bangplud Bangkok 10700 THAILAND.
Tel.0-2435-8800 Fax.0-2433-1679 e-mail:cal-center@sithiphorn.com http://www.sithiphorn.com

Cert. No. : ACL23042

Pages : 1 of 8

Calibration Certificate

Equipment : SOUND LEVEL METER
Manufacturer : RION
Model : NL-42/ Microphone UC-52 / Preamplifier NH-24
Serial No.: 00900071 / 188464 / 01733
ID No.: RYG_FS0492

Condition As Found : GOOD

Customer : ALS LABORATORY GROUP (THAILAND) CO., LTD.
104 PHATTHANAKAN 40, PHATTHANAKAN ROAD,
KHWAENG PHATTHANAKAN, KHET SUAN LUANG,
BANGKOK, 10250 THAILAND.

Location : -
Ambient Temperature : (23.0 \pm 3) °C
Pressure : (101.3 \pm 3) kPa
Relative Humidity : (50.0 \pm 20) %

Received Date : 06 JANUARY 2023
Calibration Date : 13-18 JANUARY 2023
Date of Issue : 19 JANUARY 2023

REVIEW BY	<i>Morakorn P.</i>
APPROVED BY	<i>[Signature]</i>
NEXT CAL. DATE	13/1/24

Calibrated by :

Nathakorn Pisutpaisan

Approved by :

T. Petchurai
(Thanakul Petchurai)

This certificate is issued in accordance with the requirements of ISO/IEC 17025 standard, may not be reproduced other than in full, except with the prior written approval of the head of Calibration Laboratory.

Continuation of Calibration Certificate

Cert. No. : ACL23042
Job No. : VC66AC0024
Pages : 2 of 8

Calibration Procedure : CP-AC-01

Calibration Method :

This equipment was calibrated by based on IEC-61672-3 (2013) Standard for sound level meter (SLM).
The SLM had tests to Acoustical and Electrical signal tests of frequency weighting with Anechoic chamber and Reference Standard Instruments.
For tests results of each items were made by observation of each Instruments display and also with SLM's display.

Condition of this result of calibration :

1. Reference Standard Instruments :

<u>Instrument</u>	<u>Model</u>	<u>Serial No.</u>	<u>Cert. No.</u>	<u>Due Date</u>
Waveform Generator	33210A	MY48017076	EF-0007-22	04-Feb-23
Waveform Generator	33511B	MY52302742	EF-0008-22	04-Feb-23
Digital Multimeter	33461A	MY53220104	EEL.BP. 04/0265	09-Feb-23
Digital Multimeter	33461A	MY53220076	EEL.BP. 03/0265	09-Feb-23
Digital Multimeter	34461A	MY60024273	EEL.BP. 05/0265	09-Feb-23
Programmable Attenuator	MAT-1070	62100114	EF-0009-22	07-Feb-23
Condenser Microphone	4180	2977900	AA-1013-22	24-Feb-23
Measuring Amplifier	NA-42KAI	34560495	AA-3005-22	22-Feb-23

2. This result of calibration was found accurate as shown on date and place of calibration for this calibrated item only.

3. This certificate is traceable to the international system of unit maintained at :

3.1 National Institute of Metrology (Thailand).

3.2 Thailand Institute of Scientific and Technological Research (TISTR).

Continuation of Calibration Certificate

Cert. No. : ACL23042
Job No. : VC66AC0024
Pages : 3 of 8

Summary of Measurement Result :

Parameter	Pass	Fail	Uncertainty (dB)	Maximum-permitted uncertainty of measurement (dB)
1. Absolute sensitivity	✓	-	0.2	N/A
2. Self-generated noise	✓	-	0.2	N/A
3. Acoustical signal tests of frequency weightings				
125 Hz	✓	-	0.3	0.6
1000 Hz	✓	-	0.3	0.6
8000 Hz	✓	-	0.3	0.7
4. Electrical signal tests of frequency weightings				
For 10 Hz to 4 kHz	✓	-	0.3	0.6
For > 4 kHz to 10 kHz	✓	-	0.3	0.7
For > 10 kHz to 20 kHz	-	-	-	1.0
5. Frequency and time weightings at 1 kHz	✓	-	0.2	0.2
6. Long - term stability	✓	-	0.1	0.1
7. Level linearity on the reference level range	✓	-	0.2	0.3
8. Level linearity including the level range control	✓	-	0.2	0.3
9. Tone burst response	✓	-	0.2	0.3
10. Peak C sound level	✓	-	0.2	0.35
11. Overload indication	✓	-	0.2	0.25
12. High level stability	✓	-	0.1	0.1

Continuation of Calibration Certificate

Cert. No. : ACL23042

Job No. : VC66AC0024

Pages : 4 of 8

Result of calibration :**1. Absolute sensitivity**

Reference Acoustic Signal (dB)	Measured Value (dB)	Deviation (dB)	Acceptance Limit (dB)
93.9 (93.95)	93.9	0.0	±0.3

2. Self-generated noise

2.1 Normal test

Measured Value (dB)
14.6

2.2 The microphone of the sound level meter was replaced by electrical signal input device.

Frequency Weighting	Measured value (dB)
A - weight	11.6
C - weight	17.9
Flat	23.9

3. Acoustical signal tests of frequency weightings

Meter free-field acoustic response at a level of 84 dB

Frequency (Hz)	Deviation from various frequency weighting response curve (dB)			Acceptance Limits
	Flat	C-weight	A-weight	
125	0.2	0.2	0.2	± 1.5
1000	0.0	0.0	0.0	± 1.0
8000	0.3	0.4	0.4	±5.0

Continuation of Calibration Certificate

Cert. No. : ACL23042
Job No. : VC66AC0024
Pages : 5 of 8

4. Electrical signal tests of frequency weightings

Weighting network response with relative to 1 kHz.

Frequency (Hz)	Deviation from various frequency weighting response curve (dB)			
	Flat	C-weight	A-weight	Acceptance Limits
63	0.0	0.0	0.0	±2.0
125	0.0	0.0	0.0	±1.5
250	0.0	0.0	0.0	±1.5
500	0.0	0.0	0.0	±1.5
1000	0.0	0.0	0.0	±1.0
2000	0.0	0.0	0.0	±2.0
4000	0.0	0.0	0.0	±3.0
8000	0.0	0.1	0.1	±5.0

5. Frequency and time weightings at 1 kHz

5.1 Frequency weightings at 1 kHz

Frequency Weighting	Measured Value (dB)	Deviated Value (dB)	Acceptance Limits (dB)
A - weight	94.0	0.0	-
C - weight	94.0	0.0	± 0.2
Flat	94.0	0.0	± 0.2

5.2 Time weighting at 1 kHz

Frequency Weighting	Measured Value (dB)	Deviated Value (dB)	Acceptance Limits (dB)
Fast	94.0	0.0	-
Slow	94.0	0.0	± 0.1
Leq	94.0	0.0	± 0.1

6. Long - term stability

Frequency Weighting	SLM Display at initial (dB)	SLM Display at final (dB)	Deviated Value (dB)	Acceptance Limits (dB)
A - weight	94.0	94.0	0.0	± 0.3

Continuation of Calibration Certificate

Cert. No. : ACL23042

Job No. : VC66AC0024

Pages : 6 of 8

7. Level linearity on the reference level range

Anticipated Value (dB)	Measured Value (dB)	Deviated Value (dB)	Acceptance Limits (dB)
137.0	137.0	0.0	± 1.1
136.0	136.0	0.0	± 1.1
135.0	135.0	0.0	± 1.1
134.0	134.0	0.0	± 1.1
133.0	133.0	0.0	± 1.1
132.0	132.0	0.0	± 1.1
131.0	131.0	0.0	± 1.1
129.0	129.0	0.0	± 1.1
124.0	124.0	0.0	± 1.1
119.0	119.0	0.0	± 1.1
114.0	114.0	0.0	± 1.1
109.0	109.0	0.0	± 1.1
104.0	104.0	0.0	± 1.1
99.0	99.0	0.0	± 1.1
94.0	94.0	0.0	± 1.1
89.0	89.0	0.0	± 1.1
84.0	84.0	0.0	± 1.1
79.0	79.0	0.0	± 1.1
74.0	74.0	0.0	± 1.1
69.0	69.0	0.0	± 1.1
64.0	64.0	0.0	± 1.1
59.0	59.0	0.0	± 1.1
54.0	53.9	-0.1	± 1.1
49.0	49.0	0.0	± 1.1
44.0	43.9	-0.1	± 1.1
39.0	38.9	-0.1	± 1.1
34.0	33.9	-0.1	± 1.1
30.0	29.9	-0.1	± 1.1
29.0	28.9	-0.1	± 1.1
28.0	27.9	-0.1	± 1.1
27.0	26.8	-0.2	± 1.1
26.0	25.8	-0.2	± 1.1
25.0	24.8	-0.2	± 1.1

Continuation of Calibration Certificate

Cert. No. : ACL23042

Job No. : VC66AC0024

Pages : 7 of 8

8. Level linearity including the level range control

Range	Anticipated Value (dB)	Measured Value (dB)	Deviated Value (dB)	Acceptance Limits (dB)
Auto	94.0	94.0	0.0	±1.1

9. Tone burst response

Time Weighting	Tone burst duration, Tb (ms)	Cycle	Anticipated Value (dB)	Measured Value (dB)	Deviated Value (dB)	Acceptance Limits (dB)
Fast	0.25	1	108.0	107.9	-0.1	1.5 ; -5.0
	2	8	117.0	117.0	0.0	1.0 ; -2.5
	200	800	134.0	134.0	0.0	±1.0
Slow	2	8	108.0	108.0	0.0	1.5 ; -5.0
	200	800	127.6	127.6	0.0	±1.0
SEL	0.25	1	99.0	98.9	-0.1	1.5 ; -5.0
	2	8	108.0	108.0	0.0	1.0 ; -2.5
	200	800	128.0	128.0	0.0	±1.0

10. Peak C sound level

Number of cycle in test signal	Anticipated Value (dB)	Measured Value, Lcpeak (dB)	Deviated Value (dB)	Acceptance Limits (dB)
Continuous	133.0	133.0	0.0	-
One	136.4	136.3	-0.1	±3.0

Number of cycle in test signal	Anticipated Value (dB)	Measured Value (dB)	Deviated Value (dB)	Acceptance Limits (dB)
Continuous	133.0	133.0	0.0	-
Positive half cycle	135.4	135.2	-0.2	±2.0
Negative half cycle	135.4	135.2	-0.2	±2.0

Continuation of Calibration Certificate

Cert. No. : ACL23042

Job No. : VC66AC0024

Pages : 8 of 8

11. Overload indication

Measured value (dB)		Deviated Value (dB)	Acceptance Limits (dB)
Positive one-half cycle	Negative one-half cycle		
89.5	89.6	0.1	±1.5

12. High level stability

Frequency Weighting	SLM Display at initial (dB)	SLM Display at final (dB)	Deviated Value (dB)	Acceptance Limits (dB)
A - weight	137.0	137.0	0.0	±0.3

The reported uncertainty is based on a standard uncertainty multiplied by coverage factor $k = 2$
or any value following calculation, providing a level of confidence of approximately 95 %

_____ **End of Calibration Certificate** _____

SITHIPORN ASSOCIATES CO.,LTD. CALIBRATION LABORATORY

451-451/1 Sirinthorn Rd.,Bangbumru, Bangplud Bangkok 10700 THAILAND.
Tel.0-2435-8800 Fax.0-2433-1679 e-mail:cal-center@sithiporn.com http://www.sithiporn.com



Cert. No. : ACL22195

Pages : 1 of 8

Calibration Certificate

Equipment : SOUND LEVEL METER
Manufacturer : RION
Model : NL-42/ Microphone UC-52 / Preamplifier NH-24
Serial No.: 00597169 / 180411 / 88181
ID No.: RYG_FS0439

Condition As Found : GOOD

Customer : ALS LABORATORY GROUP (THAILAND) CO., LTD.
104 PHATTHANAKAN 40, PHATTHANAKAN ROAD,
KHWAENG PHATTHANAKAN, KHET SUAN LUANG,
BANGKOK, 10250 THAILAND.

Location : -
Ambient Temperature : (23.0 \pm 3) °C
Pressure : (101.3 \pm 3) kPa
Relative Humidity : (50.0 \pm 20) %

Received Date : 06 SEPTEMBER 2022
Calibration Date : 07-09 SEPTEMBER 2022
Date of Issue : 14 SEPTEMBER 2022

REVIEW BY	<i>Nmakorn P.</i>
APPROVED BY	<i>[Signature]</i>
NEXT CAL. DATE	<i>7/9/23</i>

Calibrated by : Nathakorn Pisutpaisan

Approved by :

T. Petchurai
(Thanakul Petchurai)

This certificate is issued in accordance with the requirements of ISO/IEC 17025 standard, may not be reproduced other than in full, except with the prior written approval of the head of Calibration Laboratory.

Continuation of Calibration Certificate

Cert. No. : ACL22195
Job No. : VC65AC0081
Pages : 2 of 8

Calibration Procedure : CP-AC-01

Calibration Method :

This equipment was calibrated by based on IEC-61672-3 (2013) Standard for sound level meter (SLM).
The SLM had tests to Acoustical and Electrical signal tests of frequency weighting with Anechoic chamber and Reference Standard Instruments.
For tests results of each items were made by observation of each Instruments display and also with SLM's display.

Condition of this result of calibration :

1. Reference Standard Instruments :

<u>Instrument</u>	<u>Model</u>	<u>Serial No.</u>	<u>Cert. No.</u>	<u>Due Date</u>
Waveform Generator	33210A	MY48017076	EF-0007-22	04-Feb-23
Waveform Generator	33511B	MY52302742	EF-0008-22	04-Feb-23
Digital Multimeter	33461A	MY53220104	EEL.BP. 04/0265	09-Feb-23
Digital Multimeter	33461A	MY53220076	EEL.BP. 03/0265	09-Feb-23
Digital Multimeter	34461A	MY60024273	EEL.BP. 05/0265	09-Feb-23
Programmable Attenuator	MAT-1070	62100114	EF-0009-22	07-Feb-23
Condenser Microphone	4180	2977900	AA-1013-22	24-Feb-23
Measuring Amplifier	NA-42KAI	34560495	AA-3005-22	22-Feb-23

2. This result of calibration was found accurate as shown on date and place of calibration for this calibrated item only.

3. This certificate is traceable to the international system of unit maintained at :

3.1 National Institute of Metrology (Thailand).

3.2 Thailand Institute of Scientific and Technological Research (TISTR).

Continuation of Calibration Certificate

Cert. No. : ACL22195
Job No. : VC65AC0081
Pages : 3 of 8

Summary of Measurement Result :

Parameter	Pass	Fail	Uncertainty (dB)	Maximum-permitted uncertainty of measurement (dB)
1. Absolute sensitivity	✓	-	0.2	N/A
2. Self-generated noise	✓	-	0.2	N/A
3. Acoustical signal tests of frequency weightings				
125 Hz	✓	-	0.3	0.6
1000 Hz	✓	-	0.3	0.6
8000 Hz	✓	-	0.3	0.7
4. Electrical signal tests of frequency weightings				
For 10 Hz to 4 kHz	✓	-	0.3	0.6
For > 4 kHz to 10 kHz	✓	-	0.3	0.7
For > 10 kHz to 20 kHz	-	-	-	1.0
5. Frequency and time weightings at 1 kHz	✓	-	0.2	0.2
6. Long - term stability	✓	-	0.1	0.1
7. Level linearity on the reference level range	✓	-	0.2	0.3
8. Level linearity including the level range control	✓	-	0.2	0.3
9. Tone burst response	✓	-	0.2	0.3
10. Peak C sound level	✓	-	0.2	0.35
11. Overload indication	✓	-	0.2	0.25
12. High level stability	✓	-	0.1	0.1

Continuation of Calibration Certificate

Cert. No. : ACL22195

Job No. : VC65AC0081

Pages : 4 of 8

Result of calibration :**1. Absolute sensitivity**

Reference Acoustic Signal (dB)	Measured Value (dB)	Deviation (dB)	Acceptance Limit (dB)
93.9 (93.95)	93.9	0.0	±0.3

2. Self-generated noise

2.1 Normal test

Measured Value (dB)
15.1

2.2 The microphone of the sound level meter was replaced by electrical signal input device.

Frequency Weighting	Measured value (dB)
A - weight	13.1
C - weight	19.3
Flat	24.8

3. Acoustical signal tests of frequency weightings

Meter free-field acoustic response at a level of 84 dB

Frequency (Hz)	Deviation from various frequency weighting response curve (dB)			
	Flat	C-weight	A-weight	Acceptance Limits
125	0.1	0.1	0.1	± 1.5
1000	0.0	0.0	0.0	± 1.0
8000	1.2	1.3	1.2	±5.0

Continuation of Calibration Certificate

Cert. No. : ACL22195

Job No. : VC65AC0081

Pages : 5 of 8

4. Electrical signal tests of frequency weightings

Weighting network response with relative to 1 kHz.

Frequency (Hz)	Deviation from various frequency weighting response curve (dB)			
	Flat	C-weight	A-weight	Acceptance Limits
63	-0.1	-0.1	-0.1	±2.0
125	0.0	0.0	0.0	±1.5
250	0.0	0.0	0.0	±1.5
500	0.0	0.0	0.0	±1.5
1000	0.0	0.0	0.0	±1.0
2000	0.0	0.0	0.0	±2.0
4000	0.0	0.0	0.0	±3.0
8000	0.0	0.1	0.1	±5.0

5. Frequency and time weightings at 1 kHz

5.1 Frequency weightings at 1 kHz

Frequency Weighting	Measured Value (dB)	Deviated Value (dB)	Acceptance Limits (dB)
A - weight	94.0	0.0	-
C - weight	94.0	0.0	± 0.2
Flat	94.0	0.0	± 0.2

5.2 Time weighting at 1 kHz

Frequency Weighting	Measured Value (dB)	Deviated Value (dB)	Acceptance Limits (dB)
Fast	94.0	0.0	-
Slow	94.0	0.0	± 0.1
Leq	94.0	0.0	± 0.1

6. Long - term stability

Frequency Weighting	SLM Display at initial (dB)	SLM Display at final (dB)	Deviated Value (dB)	Acceptance Limits (dB)
A - weight	94.0	94.0	0.0	± 0.3

Continuation of Calibration Certificate

Cert. No. : ACL22195

Job No. : VC65AC0081

Pages : 6 of 8

7. Level linearity on the reference level range

Anticipated Value (dB)	Measured Value (dB)	Deviated Value (dB)	Acceptance Limits (dB)
137.0	137.0	0.0	± 1.1
136.0	136.0	0.0	± 1.1
135.0	135.0	0.0	± 1.1
134.0	134.0	0.0	± 1.1
133.0	133.0	0.0	± 1.1
132.0	132.0	0.0	± 1.1
131.0	131.0	0.0	± 1.1
129.0	129.0	0.0	± 1.1
124.0	124.0	0.0	± 1.1
119.0	119.0	0.0	± 1.1
114.0	114.0	0.0	± 1.1
109.0	109.0	0.0	± 1.1
104.0	104.0	0.0	± 1.1
99.0	99.0	0.0	± 1.1
94.0	94.0	0.0	± 1.1
89.0	89.0	0.0	± 1.1
84.0	84.0	0.0	± 1.1
79.0	79.0	0.0	± 1.1
74.0	74.0	0.0	± 1.1
69.0	69.0	0.0	± 1.1
64.0	64.0	0.0	± 1.1
59.0	59.0	0.0	± 1.1
54.0	53.9	-0.1	± 1.1
49.0	49.0	0.0	± 1.1
44.0	44.0	0.0	± 1.1
39.0	39.0	0.0	± 1.1
34.0	34.0	0.0	± 1.1
30.0	30.0	0.0	± 1.1
29.0	29.0	0.0	± 1.1
28.0	28.0	0.0	± 1.1
27.0	27.0	0.0	± 1.1
26.0	26.0	0.0	± 1.1
25.0	25.0	0.0	± 1.1

Continuation of Calibration Certificate

Cert. No. : ACL22195
 Job No. : VC65AC0081
 Pages : 7 of 8

8. Level linearity including the level range control

Range	Anticipated Value (dB)	Measured Value (dB)	Deviated Value (dB)	Acceptance Limits (dB)
Auto	94.0	94.0	0.0	±1.1

9. Tone burst response

Time Weighting	Tone burst duration, Tb (ms)	Cycle	Anticipated Value (dB)	Measured Value (dB)	Deviated Value (dB)	Acceptance Limits (dB)
Fast	0.25	1	108.0	107.9	-0.1	1.5 ; -5.0
	2	8	117.0	117.0	0.0	1.0 ; -2.5
	200	800	134.0	134.1	0.1	±1.0
Slow	2	8	108.0	108.0	0.0	1.5 ; -5.0
	200	800	127.6	127.6	0.0	±1.0
SEL	0.25	1	99.0	98.9	-0.1	1.5 ; -5.0
	2	8	108.0	108.0	0.0	1.0 ; -2.5
	200	800	128.0	128.0	0.0	±1.0

10. Peak C sound level

Number of cycle in test signal	Anticipated Value (dB)	Measured Value, Lcpeak (dB)	Deviated Value (dB)	Acceptance Limits (dB)
Continuous	133.0	133.0	0.0	-
One	136.4	136.3	-0.1	±3.0

Number of cycle in test signal	Anticipated Value (dB)	Measured Value (dB)	Deviated Value (dB)	Acceptance Limits (dB)
Continuous	133.0	133.0	0.0	-
Positive half cycle	135.4	135.2	-0.2	±2.0
Negative half cycle	135.4	135.2	-0.2	±2.0

Continuation of Calibration Certificate

Cert. No. : ACL22195

Job No. : VC65AC0081

Pages : 8 of 8

11. Overload indication

Measured value (dB)		Deviated Value (dB)	Acceptance Limits (dB)
Positive one-half cycle	Negative one-half cycle		
89.5	89.6	0.1	±1.5

12. High level stability

Frequency Weighting	SLM Display at initial (dB)	SLM Display at final (dB)	Deviated Value (dB)	Acceptance Limits (dB)
A - weight	137.0	137.0	0.0	±0.3

The reported uncertainty is based on a standard uncertainty multiplied by coverage factor $k = 2$ or any value following calculation, providing a level of confidence of approximately 95 %

End of Calibration Certificate

SITHIPORN ASSOCIATES CO.,LTD. CALIBRATION LABORATORY

451-451/1 Sirinthorn Rd.,Bangbumru, Bangplud Bangkok 10700 THAILAND.
Tel.0-2435-8800 Fax.0-2433-1679 e-mail:cal-center@sithiphorn.com http://www.sithiphorn.com



Cert. No. : ACL23040

Pages : 1 of 8

Calibration Certificate

Equipment : SOUND LEVEL METER
Manufacturer : RION
Model : NL-42/ Microphone UC-52 / Preamplifier NH-24
Serial No.: 00709746 / 187332 / 01297
ID No.: RYG_FS0491

Condition As Found : GOOD

Customer : ALS LABORATORY GROUP (THAILAND) CO., LTD.
104 PHATTHANAKAN 40, PHATTHANAKAN ROAD,
KHWANG PHATTHANAKAN, KHET SUAN LUANG,
BANGKOK, 10250 THAILAND.

Location : -
Ambient Temperature : (23.0 \pm 3) °C
Pressure : (101.3 \pm 3) kPa
Relative Humidity : (50.0 \pm 20) %

Received Date : 06 JANUARY 2023
Calibration Date : 13-18 JANUARY 2023
Date of Issue : 19 JANUARY 2023

REVIEW BY	Narakorn P.
APPROVED BY	[Signature]
NEXT CAL. DATE	13/1/24

Calibrated by : Nathakorn Pisutpaisan

Approved by :

[Signature]
(Thanakul Petchurai)

This certificate is issued in accordance with the requirements of ISO/IEC 17025 standard, may not be reproduced other than in full, except with the prior written approval of the head of Calibration Laboratory.

Continuation of Calibration Certificate

Cert. No. : ACL23040

Job No. : VC66AC0024

Pages : 2 of 8

Calibration Procedure : CP-AC-01

Calibration Method :

This equipment was calibrated by based on IEC-61672-3 (2013) Standard for sound level meter (SLM).
The SLM had tests to Acoustical and Electrical signal tests of frequency weighting with Anechoic chamber and Reference Standard Instruments.
For tests results of each items were made by observation of each Instruments display and also with SLM's display.

Condition of this result of calibration :

1. Reference Standard Instruments :

<u>Instrument</u>	<u>Model</u>	<u>Serial No.</u>	<u>Cert. No.</u>	<u>Due Date</u>
Waveform Generator	33210A	MY48017076	EF-0007-22	04-Feb-23
Waveform Generator	33511B	MY52302742	EF-0008-22	04-Feb-23
Digital Multimeter	33461A	MY53220104	EEL.BP. 04/0265	09-Feb-23
Digital Multimeter	33461A	MY53220076	EEL.BP. 03/0265	09-Feb-23
Digital Multimeter	34461A	MY60024273	EEL.BP. 05/0265	09-Feb-23
Programmable Attenuator	MAT-1070	62100114	EF-0009-22	07-Feb-23
Condenser Microphone	4180	2977900	AA-1013-22	24-Feb-23
Measuring Amplifier	NA-42KAI	34560495	AA-3005-22	22-Feb-23

2. This result of calibration was found accurate as shown on date and place of calibration for this calibrated item only.

3. This certificate is traceable to the international system of unit maintained at :

3.1 National Institute of Metrology (Thailand).

3.2 Thailand Institute of Scientific and Technological Research (TISTR).

Continuation of Calibration Certificate

Cert. No. : ACL23040
Job No. : VC66AC0024
Pages : 3 of 8

Summary of Measurement Result :

Parameter	Pass	Fail	Uncertainty (dB)	Maximum-permitted uncertainty of measurement (dB)
1. Absolute sensitivity	✓	-	0.2	N/A
2. Self-generated noise	✓	-	0.2	N/A
3. Acoustical signal tests of frequency weightings				
125 Hz	✓	-	0.3	0.6
1000 Hz	✓	-	0.3	0.6
8000 Hz	✓	-	0.3	0.7
4. Electrical signal tests of frequency weightings				
For 10 Hz to 4 kHz	✓	-	0.3	0.6
For > 4 kHz to 10 kHz	✓	-	0.3	0.7
For > 10 kHz to 20 kHz	-	-	-	1.0
5. Frequency and time weightings at 1 kHz	✓	-	0.2	0.2
6. Long - term stability	✓	-	0.1	0.1
7. Level linearity on the reference level range	✓	-	0.2	0.3
8. Level linearity including the level range control	✓	-	0.2	0.3
9. Tone burst response	✓	-	0.2	0.3
10. Peak C sound level	✓	-	0.2	0.35
11. Overload indication	✓	-	0.2	0.25
12. High level stability	✓	-	0.1	0.1

Continuation of Calibration Certificate

Cert. No. : ACL23040

Job No. : VC66AC0024

Pages : 4 of 8

Result of calibration :**1. Absolute sensitivity**

Reference Acoustic Signal (dB)	Measured Value (dB)	Deviation (dB)	Acceptance Limit (dB)
93.9 (93.95)	93.9	0.0	±0.3

2. Self-generated noise

2.1 Normal test

Measured Value (dB)
15.1

2.2 The microphone of the sound level meter was replaced by electrical signal input device.

Frequency Weighting	Measured value (dB)
A - weight	12.5
C - weight	18.3
Flat	23.6

3. Acoustical signal tests of frequency weightings

Meter free-field acoustic response at a level of 84 dB

Frequency (Hz)	Deviation from various frequency weighting response curve (dB)			Acceptance Limits
	Flat	C-weight	A-weight	
125	0.0	0.0	0.1	± 1.5
1000	0.0	0.0	0.0	± 1.0
8000	1.7	1.7	1.7	±5.0

Continuation of Calibration Certificate

Cert. No. : ACL23040
Job No. : VC66AC0024
Pages : 5 of 8

4. Electrical signal tests of frequency weightings

Weighting network response with relative to 1 kHz.

Frequency (Hz)	Deviation from various frequency weighting response curve (dB)			
	Flat	C-weight	A-weight	Acceptance Limits
63	-0.2	-0.2	-0.2	±2.0
125	-0.1	-0.1	-0.1	±1.5
250	0.0	-0.1	-0.1	±1.5
500	0.0	0.0	-0.1	±1.5
1000	0.0	0.0	0.0	±1.0
2000	0.0	0.0	0.0	±2.0
4000	0.0	0.0	0.0	±3.0
8000	0.0	0.1	0.1	±5.0

5. Frequency and time weightings at 1 kHz

5.1 Frequency weightings at 1 kHz

Frequency Weighting	Measured Value (dB)	Deviated Value (dB)	Acceptance Limits (dB)
A - weight	94.0	0.0	-
C - weight	94.0	0.0	± 0.2
Flat	94.0	0.0	± 0.2

5.2 Time weighting at 1 kHz

Frequency Weighting	Measured Value (dB)	Deviated Value (dB)	Acceptance Limits (dB)
Fast	94.0	0.0	-
Slow	94.0	0.0	± 0.1
Leq	94.0	0.0	± 0.1

6. Long - term stability

Frequency Weighting	SLM Display at initial (dB)	SLM Display at final (dB)	Deviated Value (dB)	Acceptance Limits (dB)
A - weight	94.0	94.0	0.0	± 0.3

Continuation of Calibration Certificate

Cert. No. : ACL23040

Job No. : VC66AC0024

Pages : 6 of 8

7. Level linearity on the reference level range

Anticipated Value (dB)	Measured Value (dB)	Deviated Value (dB)	Acceptance Limits (dB)
137.0	137.0	0.0	± 1.1
136.0	136.0	0.0	± 1.1
135.0	135.0	0.0	± 1.1
134.0	134.0	0.0	± 1.1
133.0	133.0	0.0	± 1.1
132.0	132.0	0.0	± 1.1
131.0	131.0	0.0	± 1.1
129.0	129.0	0.0	± 1.1
124.0	124.0	0.0	± 1.1
119.0	119.0	0.0	± 1.1
114.0	114.0	0.0	± 1.1
109.0	109.0	0.0	± 1.1
104.0	104.0	0.0	± 1.1
99.0	99.0	0.0	± 1.1
94.0	94.0	0.0	± 1.1
89.0	89.1	0.1	± 1.1
84.0	84.1	0.1	± 1.1
79.0	79.1	0.1	± 1.1
74.0	74.1	0.1	± 1.1
69.0	69.1	0.1	± 1.1
64.0	64.0	0.0	± 1.1
59.0	59.1	0.1	± 1.1
54.0	54.0	0.0	± 1.1
49.0	49.1	0.1	± 1.1
44.0	44.0	0.0	± 1.1
39.0	39.0	0.0	± 1.1
34.0	34.0	0.0	± 1.1
30.0	30.1	0.1	± 1.1
29.0	29.1	0.1	± 1.1
28.0	28.0	0.0	± 1.1
27.0	27.0	0.0	± 1.1
26.0	26.1	0.1	± 1.1
25.0	25.1	0.1	± 1.1

Continuation of Calibration Certificate

Cert. No. : ACL23040
 Job No. : VC66AC0024
 Pages : 7 of 8

8. Level linearity including the level range control

Range	Anticipated Value (dB)	Measured Value (dB)	Deviated Value (dB)	Acceptance Limits (dB)
Auto	94.0	94.0	0.0	±1.1

9. Tone burst response

Time Weighting	Tone burst duration, Tb (ms)	Cycle	Anticipated Value (dB)	Measured Value (dB)	Deviated Value (dB)	Acceptance Limits (dB)
Fast	0.25	1	108.0	107.9	-0.1	1.5 ; -5.0
	2	8	117.0	117.0	0.0	1.0 ; -2.5
	200	800	134.0	134.0	0.0	±1.0
Slow	2	8	108.0	108.0	0.0	1.5 ; -5.0
	200	800	127.6	127.6	0.0	±1.0
SEL	0.25	1	99.0	98.9	-0.1	1.5 ; -5.0
	2	8	108.0	108.0	0.0	1.0 ; -2.5
	200	800	128.0	128.0	0.0	±1.0

10. Peak C sound level

Number of cycle in test signal	Anticipated Value (dB)	Measured Value, Lcpeak (dB)	Deviated Value (dB)	Acceptance Limits (dB)
Continuous	133.0	133.0	0.0	-
One	136.4	135.9	-0.5	±3.0

Number of cycle in test signal	Anticipated Value (dB)	Measured Value (dB)	Deviated Value (dB)	Acceptance Limits (dB)
Continuous	133.0	133.0	0.0	-
Positive half cycle	135.4	135.1	-0.3	±2.0
Negative half cycle	135.4	135.1	-0.3	±2.0

Continuation of Calibration Certificate

Cert. No. : ACL23040

Job No. : VC66AC0024

Pages : 8 of 8

11. Overload indication

Measured value (dB)		Deviated Value (dB)	Acceptance Limits (dB)
Positive one-half cycle	Negative one-half cycle		
89.6	89.5	-0.1	±1.5

12. High level stability

Frequency Weighting	SLM Display at initial (dB)	SLM Display at final (dB)	Deviated Value (dB)	Acceptance Limits (dB)
A - weight	137.0	137.0	0.0	±0.3

The reported uncertainty is based on a standard uncertainty multiplied by coverage factor $k = 2$
or any value following calculation, providing a level of confidence of approximately 95 %

_____ **End of Calibration Certificate** _____

SITHIPHORN ASSOCIATES CO.,LTD. CALIBRATION LABORATORY

451-451/1 Sirinthorn Rd.,Bangumru, Bangplud Bangkok 10700 THAILAND.
Tel.0-2435-8800 Fax.0-2433-1679 e-mail:cal-center@sithiphorn.com http://www.sithiphorn.com



Cert. No. : ACL22194

Pages : 1 of 8

Calibration Certificate

Equipment : SOUND LEVEL METER
Manufacturer : RION
Model : NL-42/ Microphone UC-52 / Preamplifier NH-24
Serial No.: 00597168 / 179117 / 87524
ID No.: RYG_FS0438

Condition As Found : GOOD

Customer : ALS LABORATORY GROUP (THAILAND) CO., LTD.
104 PHATTHANAKAN 40, PHATTHANAKAN ROAD,
KHWANG PHATTHANAKAN, KHET SUAN LUANG,
BANGKOK, 10250 THAILAND.

Location : -

Ambient Temperature : (23.0 \pm 3) °C
Pressure : (101.3 \pm 3) kPa
Relative Humidity : (50.0 \pm 20) %

Received Date : 06 SEPTEMBER 2022
Calibration Date : 07-09 SEPTEMBER 2022
Date of Issue : 14 SEPTEMBER 2022

REVIEW BY	Nathakorn P.
APPROVED BY	[Signature]
NEXT CAL. DATE	4/9/23

Calibrated by :

Nathakorn Pisutpaisan

Approved by :

[Signature]
(Thanakul Petchurai)

This certificate is issued in accordance with the requirements of ISO/IEC 17025 standard, may not be reproduced other than in full, except with the prior written approval of the head of Calibration Laboratory.

Continuation of Calibration Certificate

Cert. No. : ACL22194

Job No. : VC65AC0081

Pages : 2 of 8

Calibration Procedure : CP-AC-01

Calibration Method :

This equipment was calibrated by based on IEC-61672-3 (2013) Standard for sound level meter (SLM).

The SLM had tests to Acoustical and Electrical signal tests of frequency weighting with Anechoic chamber and Reference Standard Instruments.

For tests results of each items were made by observation of each Instruments display and also with SLM's display.

Condition of this result of calibration :

1. Reference Standard Instruments :

<u>Instrument</u>	<u>Model</u>	<u>Serial No.</u>	<u>Cert. No.</u>	<u>Due Date</u>
Waveform Generator	33210A	MY48017076	EF-0007-22	04-Feb-23
Waveform Generator	33511B	MY52302742	EF-0008-22	04-Feb-23
Digital Multimeter	33461A	MY53220104	EEL.BP. 04/0265	09-Feb-23
Digital Multimeter	33461A	MY53220076	EEL.BP. 03/0265	09-Feb-23
Digital Multimeter	34461A	MY60024273	EEL.BP. 05/0265	09-Feb-23
Programmable Attenuator	MAT-1070	62100114	EF-0009-22	07-Feb-23
Condenser Microphone	4180	2977900	AA-1013-22	24-Feb-23
Measuring Amplifier	NA-42KAI	34560495	AA-3005-22	22-Feb-23

2. This result of calibration was found accurate as shown on date and place of calibration for this calibrated item only.

3. This certificate is traceable to the international system of unit maintained at :

3.1 National Institute of Metrology (Thailand).

3.2 Thailand Institute of Scientific and Technological Research (TISTR).

Continuation of Calibration Certificate

Cert. No. : ACL22194

Job No. : VC65AC0081

Pages : 3 of 8

Summary of Measurement Result :

Parameter	Pass	Fail	Uncertainty (dB)	Maximum-permitted uncertainty of measurement (dB)
1. Absolute sensitivity	✓	-	0.2	N/A
2. Self-generated noise	✓	-	0.2	N/A
3. Acoustical signal tests of frequency weightings				
125 Hz	✓	-	0.3	0.6
1000 Hz	✓	-	0.3	0.6
8000 Hz	✓	-	0.3	0.7
4. Electrical signal tests of frequency weightings				
For 10 Hz to 4 kHz	✓	-	0.3	0.6
For > 4 kHz to 10 kHz	✓	-	0.3	0.7
For > 10 kHz to 20 kHz	-	-	-	1.0
5. Frequency and time weightings at 1 kHz	✓	-	0.2	0.2
6. Long - term stability	✓	-	0.1	0.1
7. Level linearity on the reference level range	✓	-	0.2	0.3
8. Level linearity including the level range control	✓	-	0.2	0.3
9. Tone burst response	✓	-	0.2	0.3
10. Peak C sound level	✓	-	0.2	0.35
11. Overload indication	✓	-	0.2	0.25
12. High level stability	✓	-	0.1	0.1

Continuation of Calibration Certificate

Cert. No. : ACL22194

Job No. : VC65AC0081

Pages : 4 of 8

Result of calibration :**1. Absolute sensitivity**

Reference Acoustic Signal (dB)	Measured Value (dB)	Deviation (dB)	Acceptance Limit (dB)
93.9 (93.95)	93.9	0.0	±0.3

2. Self-generated noise

2.1 Normal test

Measured Value (dB)
15.1

2.2 The microphone of the sound level meter was replaced by electrical signal input device.

Frequency Weighting	Measured value (dB)
A - weight	11.6
C - weight	18.1
Flat	23.8

3. Acoustical signal tests of frequency weightings

Meter free-field acoustic response at a level of 84 dB

Frequency (Hz)	Deviation from various frequency weighting response curve (dB)			Acceptance Limits
	Flat	C-weight	A-weight	
125	0.1	0.2	0.2	± 1.5
1000	0.0	0.0	0.0	± 1.0
8000	1.7	1.8	1.8	±5.0

Continuation of Calibration Certificate

Cert. No. : ACL22194
Job No. : VC65AC0081
Pages : 5 of 8

4. Electrical signal tests of frequency weightings

Weighting network response with relative to 1 kHz.

Frequency (Hz)	Deviation from various frequency weighting response curve (dB)			
	Flat	C-weight	A-weight	Acceptance Limits
63	0.0	0.0	0.0	±2.0
125	0.0	0.1	0.0	±1.5
250	0.0	0.0	0.0	±1.5
500	0.0	0.1	0.0	±1.5
1000	0.0	0.0	0.0	±1.0
2000	0.0	0.1	0.1	±2.0
4000	0.1	0.1	0.1	±3.0
8000	0.1	0.1	0.1	±5.0

5. Frequency and time weightings at 1 kHz

5.1 Frequency weightings at 1 kHz

Frequency Weighting	Measured Value (dB)	Deviated Value (dB)	Acceptance Limits (dB)
A - weight	94.0	0.0	-
C - weight	94.0	0.0	± 0.2
Flat	94.0	0.0	± 0.2

5.2 Time weighting at 1 kHz

Frequency Weighting	Measured Value (dB)	Deviated Value (dB)	Acceptance Limits (dB)
Fast	94.0	0.0	-
Slow	94.0	0.0	± 0.1
Leq	94.0	0.0	± 0.1

6. Long - term stability

Frequency Weighting	SLM Display at initial (dB)	SLM Display at final (dB)	Deviated Value (dB)	Acceptance Limits (dB)
A - weight	94.0	94.1	0.1	± 0.3

Continuation of Calibration Certificate

Cert. No. : ACL22194

Job No. : VC65AC0081

Pages : 6 of 8

7. Level linearity on the reference level range

Anticipated Value (dB)	Measured Value (dB)	Deviated Value (dB)	Acceptance Limits (dB)
137.0	137.0	0.0	± 1.1
136.0	136.0	0.0	± 1.1
135.0	135.1	0.1	± 1.1
134.0	134.1	0.1	± 1.1
133.0	133.0	0.0	± 1.1
132.0	132.0	0.0	± 1.1
131.0	131.0	0.0	± 1.1
129.0	129.0	0.0	± 1.1
124.0	124.0	0.0	± 1.1
119.0	119.1	0.1	± 1.1
114.0	114.1	0.1	± 1.1
109.0	109.0	0.0	± 1.1
104.0	104.1	0.1	± 1.1
99.0	99.1	0.1	± 1.1
94.0	94.0	0.0	± 1.1
89.0	89.0	0.0	± 1.1
84.0	84.0	0.0	± 1.1
79.0	79.0	0.0	± 1.1
74.0	74.0	0.0	± 1.1
69.0	69.0	0.0	± 1.1
64.0	64.0	0.0	± 1.1
59.0	59.0	0.0	± 1.1
54.0	54.0	0.0	± 1.1
49.0	49.0	0.0	± 1.1
44.0	44.0	0.0	± 1.1
39.0	39.0	0.0	± 1.1
34.0	34.0	0.0	± 1.1
30.0	30.0	0.0	± 1.1
29.0	29.0	0.0	± 1.1
28.0	27.9	-0.1	± 1.1
27.0	26.9	-0.1	± 1.1
26.0	25.9	-0.1	± 1.1
25.0	24.9	-0.1	± 1.1

Continuation of Calibration Certificate

Cert. No. : ACL22194
Job No. : VC65AC0081
Pages : 7 of 8

8. Level linearity including the level range control

Range	Anticipated Value (dB)	Measured Value (dB)	Deviated Value (dB)	Acceptance Limits (dB)
Auto	94.0	94.0	0.0	±1.1

9. Tone burst response

Time Weighting	Tone burst duration, Tb (ms)	Cycle	Anticipated Value (dB)	Measured Value (dB)	Deviated Value (dB)	Acceptance Limits (dB)
Fast	0.25	1	108.0	107.9	-0.1	1.5 ; -5.0
	2	8	117.0	116.9	-0.1	1.0 ; -2.5
	200	800	134.0	134.0	0.0	±1.0
Slow	2	8	108.0	108.0	0.0	1.5 ; -5.0
	200	800	127.6	127.6	0.0	±1.0
SEL	0.25	1	99.0	98.8	-0.2	1.5 ; -5.0
	2	8	108.0	107.9	-0.1	1.0 ; -2.5
	200	800	128.0	128.0	0.0	±1.0

10. Peak C sound level

Number of cycle in test signal	Anticipated Value (dB)	Measured Value, Lcpeak (dB)	Deviated Value (dB)	Acceptance Limits (dB)
Continuous	133.0	133.0	0.0	-
One	136.4	136.3	-0.1	±3.0

Number of cycle in test signal	Anticipated Value (dB)	Measured Value (dB)	Deviated Value (dB)	Acceptance Limits (dB)
Continuous	133.0	133.0	0.0	-
Positive half cycle	135.4	135.1	-0.3	±2.0
Negative half cycle	135.4	135.1	-0.3	±2.0

Continuation of Calibration Certificate

Cert. No. : ACL22194

Job No. : VC65AC0081

Pages : 8 of 8

11. Overload indication

Measured value (dB)		Deviated Value (dB)	Acceptance Limits (dB)
Positive one-half cycle	Negative one-half cycle		
89.5	89.5	0.0	±1.5

12. High level stability

Frequency Weighting	SLM Display at initial (dB)	SLM Display at final (dB)	Deviated Value (dB)	Acceptance Limits (dB)
A - weight	137.0	137.0	0.0	±0.3

The reported uncertainty is based on a standard uncertainty multiplied by coverage factor $k = 2$ or any value following calculation, providing a level of confidence of approximately 95 %

————— End of Calibration Certificate —————

SITHIPHORN ASSOCIATES CO.,LTD. CALIBRATION LABORATORY

451-451/1 Sirinthorn Rd.,Bangumru, Bangplud Bangkok 10700 THAILAND.
Tel.0-2435-8800 Fax.0-2433-1679 e-mail:cal-center@sithiphorn.com http://www.sithiphorn.com



Cert. No. : ACL22193

Pages : 1 of 8

Calibration Certificate

Equipment : SOUND LEVEL METER
Manufacturer : RION
Model : NL-42/ Microphone UC-52 / Preamplifier NH-24
Serial No.: 00597167 / 157778 / 34375
ID No.: RYG_FS0437

Condition As Found : GOOD

Customer : ALS LABORATORY GROUP (THAILAND) CO., LTD.
104 PHATTHANAKAN 40, PHATTHANAKAN ROAD,
KHWANG PHATTHANAKAN, KHET SUAN LUANG,
BANGKOK, 10250 THAILAND.

Location : -
Ambient Temperature : (23.0 \pm 3) °C
Pressure : (101.3 \pm 3) kPa
Relative Humidity : (50.0 \pm 20) %

Received Date : 06 SEPTEMBER 2022
Calibration Date : 07-09 SEPTEMBER 2022
Date of Issue : 14 SEPTEMBER 2022

REVIEW BY	Narakorn P.
APPROVED BY	[Signature]
NEXT CAL. DATE	4/9/23

Calibrated by : Nathakorn Pisutpaisan

Approved by :

[Signature]
(Thanakul Petchurai)

This certificate is issued in accordance with the requirements of ISO/IEC 17025 standard, may not be reproduced other than in full, except with the prior written approval of the head of Calibration Laboratory.

Continuation of Calibration Certificate

Cert. No. : ACL22193

Job No. : VC65AC0081

Pages : 2 of 8

Calibration Procedure : CP-AC-01

Calibration Method :

This equipment was calibrated by based on IEC-61672-3 (2013) Standard for sound level meter (SLM).

The SLM had tests to Acoustical and Electrical signal tests of frequency weighting with Anechoic chamber and Reference Standard Instruments.

For tests results of each items were made by observation of each Instruments display and also with SLM's display.

Condition of this result of calibration :

1. Reference Standard Instruments :

<u>Instrument</u>	<u>Model</u>	<u>Serial No.</u>	<u>Cert. No.</u>	<u>Due Date</u>
Waveform Generator	33210A	MY48017076	EF-0007-22	04-Feb-23
Waveform Generator	33511B	MY52302742	EF-0008-22	04-Feb-23
Digital Multimeter	33461A	MY53220104	EEL.BP. 04/0265	09-Feb-23
Digital Multimeter	33461A	MY53220076	EEL.BP. 03/0265	09-Feb-23
Digital Multimeter	34461A	MY60024273	EEL.BP. 05/0265	09-Feb-23
Programmable Attenuator	MAT-1070	62100114	EF-0009-22	07-Feb-23
Condenser Microphone	4180	2977900	AA-1013-22	24-Feb-23
Measuring Amplifier	NA-42KAI	34560495	AA-3005-22	22-Feb-23

2. This result of calibration was found accurate as shown on date and place of calibration for this calibrated item only.

3. This certificate is traceable to the international system of unit maintained at :

3.1 National Institute of Metrology (Thailand).

3.2 Thailand Institute of Scientific and Technological Research (TISTR).

Continuation of Calibration Certificate

Cert. No. : ACL22193

Job No. : VC65AC0081

Pages : 3 of 8

Summary of Measurement Result :

Parameter	Pass	Fail	Uncertainty (dB)	Maximum-permitted uncertainty of measurement (dB)
1. Absolute sensitivity	✓	-	0.2	N/A
2. Self-generated noise	✓	-	0.2	N/A
3. Acoustical signal tests of frequency weightings				
125 Hz	✓	-	0.3	0.6
1000 Hz	✓	-	0.3	0.6
8000 Hz	✓	-	0.3	0.7
4. Electrical signal tests of frequency weightings				
For 10 Hz to 4 kHz	✓	-	0.3	0.6
For > 4 kHz to 10 kHz	✓	-	0.3	0.7
For > 10 kHz to 20 kHz	-	-	-	1.0
5. Frequency and time weightings at 1 kHz	✓	-	0.2	0.2
6. Long - term stability	✓	-	0.1	0.1
7. Level linearity on the reference level range	✓	-	0.2	0.3
8. Level linearity including the level range control	✓	-	0.2	0.3
9. Tone burst response	✓	-	0.2	0.3
10. Peak C sound level	✓	-	0.2	0.35
11. Overload indication	✓	-	0.2	0.25
12. High level stability	✓	-	0.1	0.1

Continuation of Calibration Certificate

Cert. No. : ACL22193

Job No. : VC65AC0081

Pages : 4 of 8

Result of calibration :

1. Absolute sensitivity

Reference Acoustic Signal (dB)	Measured Value (dB)	Deviation (dB)	Acceptance Limit (dB)
93.9 (93.95)	93.9	0.0	±0.3

2. Self-generated noise

2.1 Normal test

Measured Value (dB)
18.3

2.2 The microphone of the sound level meter was replaced by electrical signal input device.

Frequency Weighting	Measured value (dB)
A - weight	15.1
C - weight	21.4
Flat	27.0

3. Acoustical signal tests of frequency weightings

Meter free-field acoustic response at a level of 84 dB

Frequency (Hz)	Deviation from various frequency weighting response curve (dB)			Acceptance Limits
	Flat	C-weight	A-weight	
125	0.3	0.4	0.3	± 1.5
1000	-0.1	-0.1	-0.1	± 1.0
8000	-0.6	-0.6	-0.6	±5.0

Continuation of Calibration Certificate

Cert. No. : ACL22193

Job No. : VC65AC0081

Pages : 5 of 8

4. Electrical signal tests of frequency weightings

Weighting network response with relative to 1 kHz.

Frequency (Hz)	Deviation from various frequency weighting response curve (dB)			
	Flat	C-weight	A-weight	Acceptance Limits
63	-0.1	-0.1	-0.1	±2.0
125	0.0	0.0	0.0	±1.5
250	0.0	0.0	-0.1	±1.5
500	0.0	0.0	0.0	±1.5
1000	0.0	0.0	0.0	±1.0
2000	0.0	0.0	0.0	±2.0
4000	0.0	0.0	0.0	±3.0
8000	0.0	0.1	0.1	±5.0

5. Frequency and time weightings at 1 kHz

5.1 Frequency weightings at 1 kHz

Frequency Weighting	Measured Value (dB)	Deviated Value (dB)	Acceptance Limits (dB)
A - weight	94.0	0.0	-
C - weight	94.0	0.0	± 0.2
Flat	94.0	0.0	± 0.2

5.2 Time weighting at 1 kHz

Frequency Weighting	Measured Value (dB)	Deviated Value (dB)	Acceptance Limits (dB)
Fast	94.0	0.0	-
Slow	94.0	0.0	± 0.1
Leq	94.0	0.0	± 0.1

6. Long - term stability

Frequency Weighting	SLM Display at initial (dB)	SLM Display at final (dB)	Deviated Value (dB)	Acceptance Limits (dB)
A - weight	94.0	94.0	0.0	± 0.3

Continuation of Calibration Certificate

Cert. No. : ACL22193
Job No. : VC65AC0081
Pages : 6 of 8

7. Level linearity on the reference level range

Anticipated Value (dB)	Measured Value (dB)	Deviated Value (dB)	Acceptance Limits (dB)
137.0	137.0	0.0	± 1.1
136.0	136.0	0.0	± 1.1
135.0	135.0	0.0	± 1.1
134.0	134.0	0.0	± 1.1
133.0	133.0	0.0	± 1.1
132.0	132.0	0.0	± 1.1
131.0	131.0	0.0	± 1.1
129.0	129.0	0.0	± 1.1
124.0	124.0	0.0	± 1.1
119.0	119.0	0.0	± 1.1
114.0	114.0	0.0	± 1.1
109.0	109.0	0.0	± 1.1
104.0	104.0	0.0	± 1.1
99.0	99.0	0.0	± 1.1
94.0	94.0	0.0	± 1.1
89.0	89.1	0.1	± 1.1
84.0	84.1	0.1	± 1.1
79.0	79.1	0.1	± 1.1
74.0	74.1	0.1	± 1.1
69.0	69.1	0.1	± 1.1
64.0	64.0	0.0	± 1.1
59.0	59.1	0.1	± 1.1
54.0	54.0	0.0	± 1.1
49.0	49.0	0.0	± 1.1
44.0	44.0	0.0	± 1.1
39.0	39.0	0.0	± 1.1
34.0	34.0	0.0	± 1.1
30.0	30.0	0.0	± 1.1
29.0	29.0	0.0	± 1.1
28.0	28.0	0.0	± 1.1
27.0	27.1	0.1	± 1.1
26.0	26.0	0.0	± 1.1
25.0	24.9	-0.1	± 1.1

Continuation of Calibration Certificate

Cert. No. : ACL22193
Job No. : VC65AC0081
Pages : 7 of 8

8. Level linearity including the level range control

Range	Anticipated Value (dB)	Measured Value (dB)	Deviated Value (dB)	Acceptance Limits (dB)
Auto	94.0	94.0	0.0	±1.1

9. Tone burst response

Time Weighting	Tone burst duration, Tb (ms)	Cycle	Anticipated Value (dB)	Measured Value (dB)	Deviated Value (dB)	Acceptance Limits (dB)
Fast	0.25	1	108.0	107.9	-0.1	1.5 ; -5.0
	2	8	117.0	117.0	0.0	1.0 ; -2.5
	200	800	134.0	134.0	0.0	±1.0
Slow	2	8	108.0	108.0	0.0	1.5 ; -5.0
	200	800	127.6	127.6	0.0	±1.0
SEL	0.25	1	99.0	98.9	-0.1	1.5 ; -5.0
	2	8	108.0	108.0	0.0	1.0 ; -2.5
	200	800	128.0	128.1	0.1	±1.0

10. Peak C sound level

Number of cycle in test signal	Anticipated Value (dB)	Measured Value, L _{peak} (dB)	Deviated Value (dB)	Acceptance Limits (dB)
Continuous	133.0	133.0	0.0	-
One	136.4	136.3	-0.1	±3.0

Number of cycle in test signal	Anticipated Value (dB)	Measured Value (dB)	Deviated Value (dB)	Acceptance Limits (dB)
Continuous	133.0	133.0	0.0	-
Positive half cycle	135.4	135.2	-0.2	±2.0
Negative half cycle	135.4	135.2	-0.2	±2.0

Continuation of Calibration Certificate

Cert. No. : ACL22193
Job No. : VC65AC0081
Pages : 8 of 8

11. Overload indication

Measured value (dB)		Deviated Value (dB)	Acceptance Limits (dB)
Positive one-half cycle	Negative one-half cycle		
89.6	89.6	0.0	±1.5

12. High level stability

Frequency Weighting	SLM Display at initial (dB)	SLM Display at final (dB)	Deviated Value (dB)	Acceptance Limits (dB)
A - weight	137.0	137.0	0.0	±0.3

The reported uncertainty is based on a standard uncertainty multiplied by coverage factor $k = 2$
or any value following calculation, providing a level of confidence of approximately 95 %

End of Calibration Certificate

SITHIPHORN ASSOCIATES CO.,LTD.

CALIBRATION LABORATORY



451-451/1 Sirinthorn Rd.,Bangbumru, Bangplud Bangkok 10700 THAILAND.
Tel.0-2435-8800 Fax.0-2433-1679 e-mail:cal-center@sithiphorn.com http://www.sithiphorn.com

Cert. No. : ACC22023

Pages : 1 of 3

Calibration Certificate

Equipment : SOUND CALIBRATOR
Manufacturer : RION
Model : NC-74
Serial No.: 34178123
ID No.: RYG_FS0215

Condition As Found : GOOD

Customer : ALS LABORATORY GROUP (THAILAND) CO., LTD.
104 PHATTHANAKAN 40, PHATTHANAKAN ROAD,
KHWANG PHATTHANAKAN, KHET SUAN LUANG,
BANGKOK, 10250 THAILAND.

Location : -
Ambient Temperature : (23.0 \pm 3) °C
Pressure : (101.3 \pm 3) kPa
Relative Humidity : (50.0 \pm 20) %

Received Date : 22 AUGUST 2022
Calibration Date : 31 AUGUST 2022
Date of Issue : 02 SEPTEMBER 2022

REVIEW BY	<i>Nathakorn P.</i>
APPROVED BY	<i>[Signature]</i>
NEXT CAL. DATE	31/8/23

Calibrated by : Nathakorn Pisutpaisan

Approved by :

[Signature]
(Thanakul Petchurai)

This certificate is issued in accordance with the requirements of ISO/IEC 17025 standard, may not be reproduced other than in full, except with the prior written approval of the head of Calibration Laboratory.

Continuation of Calibration Certificate

Cert. No. : ACC22023

Job No. : VC65AC0077

Pages : 2 of 3

Calibration Procedure : CP-AC-03

Calibration Method :

This equipment was calibrated by based on IEC-60942-2003 Standard.

The sound pressure level, frequency and total distortion of the sound calibrator was measured using the reference microphone.

Condition of this result of calibration :

1. Reference Standard Instruments :

<u>Instrument</u>	<u>Model</u>	<u>Serial No.</u>	<u>Cert. No.</u>	<u>Due Date</u>
Waveform Generator	33511B	MY52302742	EF-0008-22	04-Feb-23
Digital Multimeter	33461A	MY53220104	EEL.BP. 04/0265	09-Feb-23
Digital Multimeter	33461A	MY53220076	EEL.BP. 03/0265	09-Feb-23
Digital Multimeter	33461A	MY60024273	EEL.BP. 05/0265	09-Feb-23
Programmable Attenuator	MAT-1070	62100114	EF-0009-22	07-Feb-23
Condenser Microphone	4180	2977900	AA-1013-22	24-Feb-23
Measuring Amplifier	NA-42KAI	34560495	AA-3005-22	22-Feb-23
Audio Analyzer	AVR-3360A	V744B6069	EF-0010-22	07-Feb-23

2. This result of calibration was found accurate as shown on date and place of calibration for this calibrated item only.

3. This certificate is traceable to the international system of unit maintained at :

3.1 National Institute of Metrology (Thailand).

3.2 Thailand Institute of Scientific and Technological Research (TISTR).

Continuation of Calibration Certificate

Cert. No. : ACC22023

Job No. : VC65AC0077

Pages : 3 of 3

Result of calibration :**1. Sound pressure level**

Specified sound pressure level (dB)	Measured value (dB)	Deviated value (dB)	Uncertainty (dB)	Tolerance limit (dB)
94	94.04	0.04	0.14	0.40

2. Frequency

Specified Frequency (Hz)	Measured value (Hz)	Deviated value (%)	Uncertainty (%)	Tolerance limit (%)
1000	1001.5	0.1	0.1	1.0

3. Total distortion

Measured value (%)	Uncertainty (%)	Tolerance limit (%)
1.70	0.10	3.0

The reported uncertainty is based on a standard uncertainty multiplied by coverage factor $k = 2$ or any value following calculation, providing a level of confidence of approximately 95 %

————— End of Calibration Certificate —————

SITHIPHORN ASSOCIATES CO.,LTD. CALIBRATION LABORATORY

451-451/1 Sirinthorn Rd.,Bangbumru, Bangplud Bangkok 10700 THAILAND.
Tel.0-2435-8800 Fax.0-2433-1679 e-mail:cal-center@sithiphorn.com http://www.sithiphorn.com



NSC-TISI-TIS 17025
CALIBRATION 0394

Cert. No. : ACL22231

Pages : 1 of 8

Calibration Certificate

Equipment : SOUND LEVEL METER
Manufacturer : RION
Model : NL-42/ Microphone UC-52 / Preamplifier NH-24
Serial No.: 00472126 / 176915 / 88180
ID No.: RYG_FS0301

Condition As Found : GOOD

Customer : ALS LABORATORY GROUP (THAILAND) CO., LTD.
104 PHATTHANAKAN 40, PHATTHANAKAN ROAD,
KHWANG PHATTHANAKAN, KHET SUAN LUANG,
BANGKOK, 10250 THAILAND.

Location : -

Ambient Temperature : (23.0 \pm 3) °C
Pressure : (101.3 \pm 3) kPa
Relative Humidity : (50.0 \pm 20) %

Received Date : 03 OCTOBER 2022
Calibration Date : 18-19 OCTOBER 2022
Date of Issue : 20 OCTOBER 2022

REVIEW BY	<i>Nathakorn P</i>
APPROVED BY	<i>Nithin Ch</i>
NEXT CAL. DATE	18/10/23

Calibrated by :

Nathakorn Pisutpaisan

Approved by :

T. Petchurai
(Thanakul Petchurai)

This certificate is issued in accordance with the requirements of ISO/IEC 17025 standard, may not be reproduced other than in full, except with the prior written approval of the head of Calibration Laboratory.

Continuation of Calibration Certificate

Cert. No. : ACL22231

Job No. : VC65AC0088

Pages : 2 of 8

Calibration Procedure : CP-AC-01

Calibration Method :

This equipment was calibrated by based on IEC-61672-3 (2013) Standard for sound level meter (SLM).

The SLM had tests to Acoustical and Electrical signal tests of frequency weighting with Anechoic chamber and Reference Standard Instruments.

For tests results of each items were made by observation of each Instruments display and also with SLM's display.

Condition of this result of calibration :

1. Reference Standard Instruments :

<u>Instrument</u>	<u>Model</u>	<u>Serial No.</u>	<u>Cert. No.</u>	<u>Due Date</u>
Waveform Generator	33210A	MY48017076	EF-0007-22	04-Feb-23
Waveform Generator	33511B	MY52302742	EF-0008-22	04-Feb-23
Digital Multimeter	33461A	MY53220104	EEL.BP. 04/0265	09-Feb-23
Digital Multimeter	33461A	MY53220076	EEL.BP. 03/0265	09-Feb-23
Digital Multimeter	34461A	MY60024273	EEL.BP. 05/0265	09-Feb-23
Programmable Attenuator	MAT-1070	62100114	EF-0009-22	07-Feb-23
Condenser Microphone	4180	2977900	AA-1013-22	24-Feb-23
Measuring Amplifier	NA-42KAI	34560495	AA-3005-22	22-Feb-23

2. This result of calibration was found accurate as shown on date and place of calibration for this calibrated item only.

3. This certificate is traceable to the international system of unit maintained at :

3.1 National Institute of Metrology (Thailand).

3.2 Thailand Institute of Scientific and Technological Research (TISTR).

Continuation of Calibration Certificate

Cert. No. : ACL22231
Job No. : VC65AC0088
Pages : 3 of 8

Summary of Measurement Result :

Parameter	Pass	Fail	Uncertainty (dB)	Maximum-permitted uncertainty of measurement (dB)
1. Absolute sensitivity	✓	-	0.2	N/A
2. Self-generated noise	✓	-	0.2	N/A
3. Acoustical signal tests of frequency weightings				
125 Hz	✓	-	0.3	0.6
1000 Hz	✓	-	0.3	0.6
8000 Hz	✓	-	0.3	0.7
4. Electrical signal tests of frequency weightings				
For 10 Hz to 4 kHz	✓	-	0.3	0.6
For > 4 kHz to 10 kHz	✓	-	0.3	0.7
For > 10 kHz to 20 kHz	-	-	-	1.0
5. Frequency and time weightings at 1 kHz	✓	-	0.2	0.2
6. Long - term stability	✓	-	0.1	0.1
7. Level linearity on the reference level range	✓	-	0.2	0.3
8. Level linearity including the level range control	✓	-	0.2	0.3
9. Tone burst response	✓	-	0.2	0.3
10. Peak C sound level	✓	-	0.2	0.35
11. Overload indication	✓	-	0.2	0.25
12. High level stability	✓	-	0.1	0.1

Continuation of Calibration Certificate

Cert. No. : ACL22231

Job No. : VC65AC0088

Pages : 4 of 8

Result of calibration :**1. Absolute sensitivity**

Reference Acoustic Signal (dB)	Measured Value (dB)	Deviation (dB)	Acceptance Limit (dB)
93.9 (93.95)	93.9	0.0	±0.3

2. Self-generated noise

2.1 Normal test

Measured Value (dB)
14.6

2.2 The microphone of the sound level meter was replaced by electrical signal input device.

Frequency Weighting	Measured value (dB)
A - weight	9.9
C - weight	16.7
Flat	22.5

3. Acoustical signal tests of frequency weightings

Meter free-field acoustic response at a level of 84 dB

Frequency (Hz)	Deviation from various frequency weighting response curve (dB)			
	Flat	C-weight	A-weight	Acceptance Limits
125	-7.6	-7.6	-7.3	± 1.5
1000	0.5	0.5	0.5	± 1.0
8000	-5.1	-5.1	-5.1	±5.0

Continuation of Calibration Certificate

Cert. No. : ACL22231
Job No. : VC65AC0088
Pages : 5 of 8

4. Electrical signal tests of frequency weightings

Weighting network response with relative to 1 kHz.

Frequency (Hz)	Deviation from various frequency weighting response curve (dB)			
	Flat	C-weight	A-weight	Acceptance Limits
63	-0.1	-0.1	-0.1	±2.0
125	0.0	0.0	-0.1	±1.5
250	0.0	-0.1	-0.1	±1.5
500	0.0	0.0	-0.1	±1.5
1000	0.0	0.0	0.0	±1.0
2000	0.0	0.0	0.0	±2.0
4000	0.0	0.0	0.0	±3.0
8000	0.0	0.1	0.1	±5.0

5. Frequency and time weightings at 1 kHz

5.1 Frequency weightings at 1 kHz

Frequency Weighting	Measured Value (dB)	Deviated Value (dB)	Acceptance Limits (dB)
A - weight	94.0	0.0	-
C - weight	94.0	0.0	± 0.2
Flat	94.0	0.0	± 0.2

5.2 Time weighting at 1 kHz

Frequency Weighting	Measured Value (dB)	Deviated Value (dB)	Acceptance Limits (dB)
Fast	94.0	0.0	-
Slow	94.0	0.0	± 0.1
Leq	94.0	0.0	± 0.1

6. Long - term stability

Frequency Weighting	SLM Display at initial (dB)	SLM Display at final (dB)	Deviated Value (dB)	Acceptance Limits (dB)
A - weight	94.0	94.0	0.0	± 0.3

Continuation of Calibration Certificate

Cert. No. : ACL22231
Job No. : VC65AC0088
Pages : 6 of 8

7. Level linearity on the reference level range

Anticipated Value (dB)	Measured Value (dB)	Deviated Value (dB)	Acceptance Limits (dB)
137.0	137.0	0.0	± 1.1
136.0	136.0	0.0	± 1.1
135.0	135.0	0.0	± 1.1
134.0	134.0	0.0	± 1.1
133.0	133.0	0.0	± 1.1
132.0	131.9	-0.1	± 1.1
131.0	131.0	0.0	± 1.1
129.0	129.0	0.0	± 1.1
124.0	124.0	0.0	± 1.1
119.0	119.0	0.0	± 1.1
114.0	114.0	0.0	± 1.1
109.0	109.0	0.0	± 1.1
104.0	104.0	0.0	± 1.1
99.0	99.0	0.0	± 1.1
94.0	94.0	0.0	± 1.1
89.0	89.0	0.0	± 1.1
84.0	84.0	0.0	± 1.1
79.0	79.0	0.0	± 1.1
74.0	74.0	0.0	± 1.1
69.0	69.0	0.0	± 1.1
64.0	64.0	0.0	± 1.1
59.0	59.0	0.0	± 1.1
54.0	54.0	0.0	± 1.1
49.0	49.0	0.0	± 1.1
44.0	44.0	0.0	± 1.1
39.0	39.0	0.0	± 1.1
34.0	34.0	0.0	± 1.1
30.0	30.0	0.0	± 1.1
29.0	29.0	0.0	± 1.1
28.0	28.0	0.0	± 1.1
27.0	27.0	0.0	± 1.1
26.0	25.9	-0.1	± 1.1
25.0	24.9	-0.1	± 1.1

Continuation of Calibration Certificate

Cert. No. : ACL22231

Job No. : VC65AC0088

Pages : 7 of 8

8. Level linearity including the level range control

Range	Anticipated Value (dB)	Measured Value (dB)	Deviated Value (dB)	Acceptance Limits (dB)
Auto	94.0	94.0	0.0	±1.1

9. Tone burst response

Time Weighting	Tone burst duration, Tb (ms)	Cycle	Anticipated Value (dB)	Measured Value (dB)	Deviated Value (dB)	Acceptance Limits (dB)
Fast	0.25	1	108.0	107.9	-0.1	1.5 ; -5.0
	2	8	117.0	117.0	0.0	1.0 ; -2.5
	200	800	134.0	134.0	0.0	±1.0
Slow	2	8	108.0	108.0	0.0	1.5 ; -5.0
	200	800	127.6	127.6	0.0	±1.0
SEL	0.25	1	99.0	98.9	-0.1	1.5 ; -5.0
	2	8	108.0	108.0	0.0	1.0 ; -2.5
	200	800	128.0	128.0	0.0	±1.0

10. Peak C sound level

Number of cycle in test signal	Anticipated Value (dB)	Measured Value, Lcpeak (dB)	Deviated Value (dB)	Acceptance Limits (dB)
Continuous	133.0	133.0	0.0	-
One	136.4	136.4	0.0	±3.0

Number of cycle in test signal	Anticipated Value (dB)	Measured Value (dB)	Deviated Value (dB)	Acceptance Limits (dB)
Continuous	133.0	133.0	0.0	-
Positive half cycle	135.4	135.1	-0.3	±2.0
Negative half cycle	135.4	135.1	-0.3	±2.0

Continuation of Calibration Certificate

Cert. No. : ACL22231

Job No. : VC65AC0088

Pages : 8 of 8

11. Overload indication

Measured value (dB)		Deviated Value (dB)	Acceptance Limits (dB)
Positive one-half cycle	Negative one-half cycle		
89.6	89.6	0.0	±1.5

12. High level stability

Frequency Weighting	SLM Display at initial (dB)	SLM Display at final (dB)	Deviated Value (dB)	Acceptance Limits (dB)
A - weight	137.0	137.0	0.0	±0.3

The reported uncertainty is based on a standard uncertainty multiplied by coverage factor $k = 2$
or any value following calculation, providing a level of confidence of approximately 95 %

End of Calibration Certificate

SITHIPHORN ASSOCIATES CO.,LTD. CALIBRATION LABORATORY

451-451/1 Sirinthorn Rd.,Bangbumru, Bangplud Bangkok 10700 THAILAND.
Tel.0-2435-8800 Fax.0-2433-1679 e-mail:cal-center@sithiphorn.com http://www.sithiphorn.com



Cert. No. : ACL22158

Pages : 1 of 8

Calibration Certificate

Equipment : SOUND LEVEL METER
Manufacturer : RION
Model : NL-42/ Microphone UC-52 / Preamplifier NH-24
Serial No.: 00472127 / 169440 / 72461
ID No.: RYG_FS0302

Condition As Found : GOOD

Customer : ALS LABORATORY GROUP (THAILAND) CO., LTD.
104 PHATTHANAKAN 40, PHATTHANAKAN ROAD,
KHWAENG PHATTHANAKAN, KHET SUAN LUANG,
BANGKOK, 10250 THAILAND.

Location : -
Ambient Temperature : (23.0 \pm 3) °C
Pressure : (101.3 \pm 3) kPa
Relative Humidity : (50.0 \pm 20) %

Received Date : 06 JULY 2022
Calibration Date : 11-18 JULY 2022
Date of Issue : 19 JULY 2022

REVIEW BY	<i>Marakorn P.</i>
APPROVED BY	<i>[Signature]</i>
NEXT CAL. DATE	11/7/23

Calibrated by : Nathakorn Pisutpaisan

Approved by :

T. Petchur
(Thanakul Petchurai)

This certificate is issued in accordance with the requirements of ISO/IEC 17025 standard, may not be reproduced other than in full, except with the prior written approval of the head of Calibration Laboratory.

Continuation of Calibration Certificate

Cert. No. : ACL22158

Job No. : VC65AC0069

Pages : 2 of 8

Calibration Procedure : CP-AC-01

Calibration Method :

This equipment was calibrated by based on IEC-61672-3 (2013) Standard for sound level meter (SLM).

The SLM had tests to Acoustical and Electrical signal tests of frequency weighting with Anechoic chamber and Reference Standard Instruments.

For tests results of each items were made by observation of each Instruments display and also with SLM's display.

Condition of this result of calibration :

1. Reference Standard Instruments :

<u>Instrument</u>	<u>Model</u>	<u>Serial No.</u>	<u>Cert. No.</u>	<u>Due Date</u>
Waveform Generator	33210A	MY48017076	EF-0007-22	04-Feb-23
Waveform Generator	33511B	MY52302742	EF-0008-22	04-Feb-23
Digital Multimeter	33461A	MY53220104	EEL.BP. 04/0265	09-Feb-23
Digital Multimeter	33461A	MY53220076	EEL.BP. 03/0265	09-Feb-23
Digital Multimeter	34461A	MY60024273	EEL.BP. 05/0265	09-Feb-23
Programmable Attenuator	MAT-1070	62100114	EF-0009-22	07-Feb-23
Condenser Microphone	4180	2977900	AA-1013-22	24-Feb-23
Measuring Amplifier	NA-42KAI	34560495	AA-3005-22	22-Feb-23

2. This result of calibration was found accurate as shown on date and place of calibration for this calibrated item only.

3. This certificate is traceable to the international system of unit maintained at :

3.1 National Institute of Metrology (Thailand).

3.2 Thailand Institute of Scientific and Technological Research (TISTR).

Continuation of Calibration Certificate

Cert. No. : ACL22158
Job No. : VC65AC0069
Pages : 3 of 8

Summary of Measurement Result :

Parameter	Pass	Fail	Uncertainty (dB)	Maximum-permitted uncertainty of measurement (dB)
1. Absolute sensitivity	✓	-	0.2	N/A
2. Self-generated noise	✓	-	0.2	N/A
3. Acoustical signal tests of frequency weightings				
125 Hz	✓	-	0.3	0.6
1000 Hz	✓	-	0.3	0.6
8000 Hz	✓	-	0.3	0.7
4. Electrical signal tests of frequency weightings				
For 10 Hz to 4 kHz	✓	-	0.3	0.6
For > 4 kHz to 10 kHz	✓	-	0.3	0.7
For > 10 kHz to 20 kHz	-	-	-	1.0
5. Frequency and time weightings at 1 kHz	✓	-	0.2	0.2
6. Long - term stability	✓	-	0.1	0.1
7. Level linearity on the reference level range	✓	-	0.2	0.3
8. Level linearity including the level range control	✓	-	0.2	0.3
9. Tone burst response	✓	-	0.2	0.3
10. Peak C sound level	✓	-	0.2	0.35
11. Overload indication	✓	-	0.2	0.25
12. High level stability	✓	-	0.1	0.1

Continuation of Calibration Certificate

Cert. No. : ACL22158

Job No. : VC65AC0069

Pages : 4 of 8

Result of calibration :**1. Absolute sensitivity**

Reference Acoustic Signal (dB)	Measured Value (dB)	Deviation (dB)	Acceptance Limit (dB)
93.9 (93.95)	93.9	0.0	±0.3

2. Self-generated noise

2.1 Normal test

Measured Value (dB)
17.3

2.2 The microphone of the sound level meter was replaced by electrical signal input device.

Frequency Weighting	Measured value (dB)
A - weight	12.0
C - weight	18.1
Flat	23.9

3. Acoustical signal tests of frequency weightings

Meter free-field acoustic response at a level of 84 dB

Frequency (Hz)	Deviation from various frequency weighting response curve (dB)			Acceptance Limits
	Flat	C-weight	A-weight	
125	0.0	0.0	0.1	± 1.5
1000	-0.1	-0.1	-0.1	± 1.0
8000	0.4	0.4	0.5	±5.0

Continuation of Calibration Certificate

Cert. No. : ACL22158

Job No. : VC65AC0069

Pages : 5 of 8

4. Electrical signal tests of frequency weightings

Weighting network response with relative to 1 kHz.

Frequency (Hz)	Deviation from various frequency weighting response curve (dB)			
	Flat	C-weight	A-weight	Acceptance Limits
63	0.0	-0.1	-0.1	±2.0
125	0.0	0.1	0.0	±1.5
250	0.0	0.0	0.0	±1.5
500	0.0	0.0	0.0	±1.5
1000	0.0	0.0	0.0	±1.0
2000	0.0	0.0	0.0	±2.0
4000	0.0	0.0	0.0	±3.0
8000	0.0	0.1	0.1	±5.0

5. Frequency and time weightings at 1 kHz

5.1 Frequency weightings at 1 kHz

Frequency Weighting	Measured Value (dB)	Deviated Value (dB)	Acceptance Limits (dB)
A - weight	94.0	0.0	-
C - weight	94.0	0.0	± 0.2
Flat	94.0	0.0	± 0.2

5.2 Time weighting at 1 kHz

Frequency Weighting	Measured Value (dB)	Deviated Value (dB)	Acceptance Limits (dB)
Fast	94.0	0.0	-
Slow	94.0	0.0	± 0.1
Leq	94.0	0.0	± 0.1

6. Long - term stability

Frequency Weighting	SLM Display at initial (dB)	SLM Display at final (dB)	Deviated Value (dB)	Acceptance Limits (dB)
A - weight	94.0	94.0	0.0	± 0.3

Continuation of Calibration Certificate

Cert. No. : ACL22158

Job No. : VC65AC0069

Pages : 6 of 8

7. Level linearity on the reference level range

Anticipated Value (dB)	Measured Value (dB)	Deviated Value (dB)	Acceptance Limits (dB)
137.0	137.0	0.0	± 1.1
136.0	136.0	0.0	± 1.1
135.0	135.0	0.0	± 1.1
134.0	134.0	0.0	± 1.1
133.0	133.0	0.0	± 1.1
132.0	132.0	0.0	± 1.1
131.0	131.0	0.0	± 1.1
129.0	129.0	0.0	± 1.1
124.0	124.0	0.0	± 1.1
119.0	119.0	0.0	± 1.1
114.0	114.0	0.0	± 1.1
109.0	109.0	0.0	± 1.1
104.0	104.0	0.0	± 1.1
99.0	99.0	0.0	± 1.1
94.0	94.0	0.0	± 1.1
89.0	89.0	0.0	± 1.1
84.0	84.0	0.0	± 1.1
79.0	79.0	0.0	± 1.1
74.0	74.0	0.0	± 1.1
69.0	69.0	0.0	± 1.1
64.0	64.0	0.0	± 1.1
59.0	59.0	0.0	± 1.1
54.0	53.9	-0.1	± 1.1
49.0	48.9	-0.1	± 1.1
44.0	43.9	-0.1	± 1.1
39.0	38.9	-0.1	± 1.1
34.0	33.9	-0.1	± 1.1
30.0	30.0	0.0	± 1.1
29.0	29.0	0.0	± 1.1
28.0	28.0	0.0	± 1.1
27.0	27.0	0.0	± 1.1
26.0	26.0	0.0	± 1.1
25.0	25.0	0.0	± 1.1

Continuation of Calibration Certificate

Cert. No. : ACL22158

Job No. : VC65AC0069

Pages : 7 of 8

8. Level linearity including the level range control

Range	Anticipated Value (dB)	Measured Value (dB)	Deviated Value (dB)	Acceptance Limits (dB)
Auto	94.0	94.0	0.0	±1.1

9. Tone burst response

Time Weighting	Tone burst duration, Tb (ms)	Cycle	Anticipated Value (dB)	Measured Value (dB)	Deviated Value (dB)	Acceptance Limits (dB)
Fast	0.25	1	108.0	107.9	-0.1	1.5 ; -5.0
	2	8	117.0	117.0	0.0	1.0 ; -2.5
	200	800	134.0	134.0	0.0	±1.0
Slow	2	8	108.0	108.0	0.0	1.5 ; -5.0
	200	800	127.6	127.6	0.0	±1.0
SEL	0.25	1	99.0	98.9	-0.1	1.5 ; -5.0
	2	8	108.0	108.0	0.0	1.0 ; -2.5
	200	800	128.0	128.0	0.0	±1.0

10. Peak C sound level

Number of cycle in test signal	Anticipated Value (dB)	Measured Value, Lcpeak (dB)	Deviated Value (dB)	Acceptance Limits (dB)
Continuous	133.0	133.0	0.0	-
One	136.4	136.0	-0.4	±3.0

Number of cycle in test signal	Anticipated Value (dB)	Measured Value (dB)	Deviated Value (dB)	Acceptance Limits (dB)
Continuous	133.0	133.0	0.0	-
Positive half cycle	135.4	135.2	-0.2	±2.0
Negative half cycle	135.4	135.2	-0.2	±2.0

Continuation of Calibration Certificate

Cert. No. : ACL22158

Job No. : VC65AC0069

Pages : 8 of 8

11. Overload indication

Measured value (dB)		Deviated Value (dB)	Acceptance Limits (dB)
Positive one-half cycle	Negative one-half cycle		
89.6	89.5	-0.1	±1.5

12. High level stability

Frequency Weighting	SLM Display at initial (dB)	SLM Display at final (dB)	Deviated Value (dB)	Acceptance Limits (dB)
A - weight	137.0	137.0	0.0	±0.3

The reported uncertainty is based on a standard uncertainty multiplied by coverage factor $k = 2$ or any value following calculation, providing a level of confidence of approximately 95 %

End of Calibration Certificate

SITHIPHORN ASSOCIATES CO.,LTD. CALIBRATION LABORATORY

451-451/1 Sirinthorn Rd.,Bangbumru, Bangplud Bangkok 10700 THAILAND.
Tel.0-2435-8800 Fax.0-2433-1679 e-mail:cal-center@sithiphorn.com http://www.sithiphorn.com



Cert. No. : ACL23048

Pages : 1 of 8

Calibration Certificate

Equipment : SOUND LEVEL METER
Manufacturer : RION
Model : NL-42/ Microphone UC-52 / Preamplifier NH-24
Serial No.: 01222724 / 143842 / 22771
ID No.: RYG_FS0023

Condition As Found : GOOD

Customer : ALS LABORATORY GROUP (THAILAND) CO., LTD.
104 PHATTHANAKAN 40, PHATTHANAKAN ROAD,
KHWAENG PHATTHANAKAN, KHET SUAN LUANG,
BANGKOK, 10250 THAILAND.

Location : -
Ambient Temperature : (23.0 \pm 3) °C
Pressure : (101.3 \pm 3) kPa
Relative Humidity : (50.0 \pm 20) %

Received Date : 06 JANUARY 2023
Calibration Date : 13-18 JANUARY 2023
Date of Issue : 19 JANUARY 2023



Calibrated by :

Nathakorn Pisutpaisan

Approved by :

()
(Thanakul Petchurai)

This certificate is issued in accordance with the requirements of ISO/IEC 17025 standard, may not be reproduced other than in full, except with the prior written approval of the head of Calibration Laboratory.

Continuation of Calibration Certificate

Cert. No. : ACL23048

Job No. : VC66AC0024

Pages : 2 of 8

Calibration Procedure : CP-AC-01

Calibration Method :

This equipment was calibrated by based on IEC-61672-3 (2013) Standard for sound level meter (SLM).

The SLM had tests to Acoustical and Electrical signal tests of frequency weighting with Anechoic chamber and Reference Standard Instruments.

For tests results of each items were made by observation of each Instruments display and also with SLM's display.

Condition of this result of calibration :

1. Reference Standard Instruments :

<u>Instrument</u>	<u>Model</u>	<u>Serial No.</u>	<u>Cert. No.</u>	<u>Due Date</u>
Waveform Generator	33210A	MY48017076	EF-0007-22	04-Feb-23
Waveform Generator	33511B	MY52302742	EF-0008-22	04-Feb-23
Digital Multimeter	33461A	MY53220104	EEL.BP. 04/0265	09-Feb-23
Digital Multimeter	33461A	MY53220076	EEL.BP. 03/0265	09-Feb-23
Digital Multimeter	34461A	MY60024273	EEL.BP. 05/0265	09-Feb-23
Programmable Attenuator	MAT-1070	62100114	EF-0009-22	07-Feb-23
Condenser Microphone	4180	2977900	AA-1013-22	24-Feb-23
Measuring Amplifier	NA-42KAI	34560495	AA-3005-22	22-Feb-23

2. This result of calibration was found accurate as shown on date and place of calibration for this calibrated item only.

3. This certificate is traceable to the international system of unit maintained at :

3.1 National Institute of Metrology (Thailand).

3.2 Thailand Institute of Scientific and Technological Research (TISTR).

Continuation of Calibration Certificate

Cert. No. : ACL23048
Job No. : VC66AC0024
Pages : 3 of 8

Summary of Measurement Result :

Parameter	Pass	Fail	Uncertainty (dB)	Maximum-permitted uncertainty of measurement (dB)
1. Absolute sensitivity	✓	-	0.2	N/A
2. Self-generated noise	✓	-	0.2	N/A
3. Acoustical signal tests of frequency weightings				
125 Hz	✓	-	0.3	0.6
1000 Hz	✓	-	0.3	0.6
8000 Hz	✓	-	0.3	0.7
4. Electrical signal tests of frequency weightings				
For 10 Hz to 4 kHz	✓	-	0.3	0.6
For > 4 kHz to 10 kHz	✓	-	0.3	0.7
For > 10 kHz to 20 kHz	-	-	-	1.0
5. Frequency and time weightings at 1 kHz	✓	-	0.2	0.2
6. Long - term stability	✓	-	0.1	0.1
7. Level linearity on the reference level range	✓	-	0.2	0.3
8. Level linearity including the level range control	✓	-	0.2	0.3
9. Tone burst response	✓	-	0.2	0.3
10. Peak C sound level	✓	-	0.2	0.35
11. Overload indication	✓	-	0.2	0.25
12. High level stability	✓	-	0.1	0.1

Continuation of Calibration Certificate

Cert. No. : ACL23048

Job No. : VC66AC0024

Pages : 4 of 8

Result of calibration :**1. Absolute sensitivity**

Reference Acoustic Signal (dB)	Measured Value (dB)	Deviation (dB)	Acceptance Limit (dB)
93.9 (93.95)	93.9	0.0	±0.3

2. Self-generated noise

2.1 Normal test

Measured Value (dB)
15.4

2.2 The microphone of the sound level meter was replaced by electrical signal input device.

Frequency Weighting	Measured value (dB)
A - weight	11.2
C - weight	17.6
Flat	23.4

3. Acoustical signal tests of frequency weightings

Meter free-field acoustic response at a level of 84 dB

Frequency (Hz)	Deviation from various frequency weighting response curve (dB)			Acceptance Limits
	Flat	C-weight	A-weight	
125	0.2	0.2	0.2	± 1.5
1000	-0.1	-0.1	-0.1	± 1.0
8000	-0.8	-0.8	-0.7	±5.0

Continuation of Calibration Certificate

Cert. No. : ACL23048
Job No. : VC66AC0024
Pages : 5 of 8

4. Electrical signal tests of frequency weightings

Weighting network response with relative to 1 kHz.

Frequency (Hz)	Deviation from various frequency weighting response curve (dB)			
	Flat	C-weight	A-weight	Acceptance Limits
63	-0.1	-0.1	0.0	±2.0
125	0.0	0.0	0.0	±1.5
250	0.0	0.0	0.0	±1.5
500	0.0	0.0	0.0	±1.5
1000	0.0	0.0	0.0	±1.0
2000	0.0	0.0	0.0	±2.0
4000	0.0	0.0	0.0	±3.0
8000	0.0	0.1	0.1	±5.0

5. Frequency and time weightings at 1 kHz

5.1 Frequency weightings at 1 kHz

Frequency Weighting	Measured Value (dB)	Deviated Value (dB)	Acceptance Limits (dB)
A - weight	94.0	0.0	-
C - weight	94.0	0.0	± 0.2
Flat	94.0	0.0	± 0.2

5.2 Time weighting at 1 kHz

Frequency Weighting	Measured Value (dB)	Deviated Value (dB)	Acceptance Limits (dB)
Fast	94.0	0.0	-
Slow	94.0	0.0	± 0.1
Leq	94.0	0.0	± 0.1

6. Long - term stability

Frequency Weighting	SLM Display at initial (dB)	SLM Display at final (dB)	Deviated Value (dB)	Acceptance Limits (dB)
A - weight	94.0	94.0	0.0	± 0.3

Continuation of Calibration Certificate

Cert. No. : ACL23048

Job No. : VC66AC0024

Pages : 6 of 8

7. Level linearity on the reference level range

Anticipated Value (dB)	Measured Value (dB)	Deviated Value (dB)	Acceptance Limits (dB)
137.0	137.0	0.0	± 1.1
136.0	136.0	0.0	± 1.1
135.0	135.0	0.0	± 1.1
134.0	134.0	0.0	± 1.1
133.0	133.0	0.0	± 1.1
132.0	132.0	0.0	± 1.1
131.0	131.0	0.0	± 1.1
129.0	129.0	0.0	± 1.1
124.0	124.0	0.0	± 1.1
119.0	119.0	0.0	± 1.1
114.0	114.0	0.0	± 1.1
109.0	109.0	0.0	± 1.1
104.0	104.0	0.0	± 1.1
99.0	99.0	0.0	± 1.1
94.0	94.0	0.0	± 1.1
89.0	89.0	0.0	± 1.1
84.0	84.0	0.0	± 1.1
79.0	79.0	0.0	± 1.1
74.0	74.0	0.0	± 1.1
69.0	69.0	0.0	± 1.1
64.0	64.0	0.0	± 1.1
59.0	59.0	0.0	± 1.1
54.0	53.9	-0.1	± 1.1
49.0	48.9	-0.1	± 1.1
44.0	43.9	-0.1	± 1.1
39.0	38.9	-0.1	± 1.1
34.0	33.9	-0.1	± 1.1
30.0	29.9	-0.1	± 1.1
29.0	28.8	-0.2	± 1.1
28.0	27.9	-0.1	± 1.1
27.0	26.8	-0.2	± 1.1
26.0	25.9	-0.1	± 1.1
25.0	24.8	-0.2	± 1.1

Continuation of Calibration Certificate

Cert. No. : ACL23048
Job No. : VC66AC0024
Pages : 7 of 8

8. Level linearity including the level range control

Range	Anticipated Value (dB)	Measured Value (dB)	Deviated Value (dB)	Acceptance Limits (dB)
Auto	94.0	94.0	0.0	±1.1

9. Tone burst response

Time Weighting	Tone burst duration, Tb (ms)	Cycle	Anticipated Value (dB)	Measured Value (dB)	Deviated Value (dB)	Acceptance Limits (dB)
Fast	0.25	1	108.0	107.9	-0.1	1.5 ; -5.0
	2	8	117.0	117.0	0.0	1.0 ; -2.5
	200	800	134.0	134.0	0.0	±1.0
Slow	2	8	108.0	108.0	0.0	1.5 ; -5.0
	200	800	127.6	127.6	0.0	±1.0
SEL	0.25	1	99.0	98.9	-0.1	1.5 ; -5.0
	2	8	108.0	108.0	0.0	1.0 ; -2.5
	200	800	128.0	128.0	0.0	±1.0

10. Peak C sound level

Number of cycle in test signal	Anticipated Value (dB)	Measured Value, Lcpeak (dB)	Deviated Value (dB)	Acceptance Limits (dB)
Continuous	133.0	133.0	0.0	-
One	136.4	135.8	-0.6	±3.0

Number of cycle in test signal	Anticipated Value (dB)	Measured Value (dB)	Deviated Value (dB)	Acceptance Limits (dB)
Continuous	133.0	133.0	0.0	-
Positive half cycle	135.4	135.2	-0.2	±2.0
Negative half cycle	135.4	135.2	-0.2	±2.0

Continuation of Calibration Certificate

Cert. No. : ACL23048

Job No. : VC66AC0024

Pages : 8 of 8

11. Overload indication

Measured value (dB)		Deviated Value (dB)	Acceptance Limits (dB)
Positive one-half cycle	Negative one-half cycle		
89.6	89.7	0.1	±1.5

12. High level stability

Frequency Weighting	SLM Display at initial (dB)	SLM Display at final (dB)	Deviated Value (dB)	Acceptance Limits (dB)
A - weight	137.0	137.0	0.0	±0.3

The reported uncertainty is based on a standard uncertainty multiplied by coverage factor $k = 2$
or any value following calculation, providing a level of confidence of approximately 95 %

————— **End of Calibration Certificate** —————

SITHIPHORN ASSOCIATES CO.,LTD. CALIBRATION LABORATORY

451-451/1 Sirinthorn Rd.,Bangbumru, Bangplud Bangkok 10700 THAILAND.
Tel.0-2435-8800 Fax.0-2433-1679 e-mail:cal-center@sithiphorn.com http://www.sithiphorn.com



NSC-TISI-TIS 17025
CALIBRATION 0394

Cert. No. : ACL22154

Pages : 1 of 8

Calibration Certificate

Equipment : SOUND LEVEL METER
Manufacturer : RION
Model : NL-42/ Microphone UC-52 / Preamplifier NH-24
Serial No.: 00734218 / 146937 / 34368
ID No.: RYG_FS0031

Condition As Found : GOOD

Customer : ALS LABORATORY GROUP (THAILAND) CO., LTD.
104 PHATTHANAKAN 40, PHATTHANAKAN ROAD,
KHWAEANG PHATTHANAKAN, KHET SUAN LUANG,
BANGKOK, 10250 THAILAND.

Location : -

Ambient Temperature : (23.0 \pm 3) °C
Pressure : (101.3 \pm 3) kPa
Relative Humidity : (50.0 \pm 20) %

Received Date : 17 JUNE 2022
Calibration Date : 20-22 JUNE 2022
Date of Issue : 27 JUNE 2022

REVIEW BY	<i>Nathakorn P.</i>
APPROVED BY	<i>[Signature]</i>
NEXT CAL. DATE	20/6/23

Calibrated by : Nathakorn Pisutpaisan

Approved by :

T. Petchurai
(Thanakul Petchurai)

This certificate is issued in accordance with the requirements of ISO/IEC 17025 standard, may not be reproduced other than in full, except with the prior written approval of the head of Calibration Laboratory.

Continuation of Calibration Certificate

Cert. No. : ACL22154

Job No. : VC65AC0068

Pages : 2 of 8

Calibration Procedure : CP-AC-01

Calibration Method :

This equipment was calibrated by based on IEC-61672-3 (2013) Standard for sound level meter (SLM).

The SLM had tests to Acoustical and Electrical signal tests of frequency weighting with Anechoic chamber and Reference Standard Instruments.

For tests results of each items were made by observation of each Instruments display and also with SLM's display.

Condition of this result of calibration :

1. Reference Standard Instruments :

<u>Instrument</u>	<u>Model</u>	<u>Serial No.</u>	<u>Cert. No.</u>	<u>Due Date</u>
Waveform Generator	33210A	MY48017076	EF-0007-22	04-Feb-23
Waveform Generator	33511B	MY52302742	EF-0008-22	04-Feb-23
Digital Multimeter	33461A	MY53220104	EEL.BP. 04/0265	09-Feb-23
Digital Multimeter	33461A	MY53220076	EEL.BP. 03/0265	09-Feb-23
Digital Multimeter	34461A	MY60024273	EEL.BP. 05/0265	09-Feb-23
Programmable Attenuator	MAT-1070	62100114	EF-0009-22	07-Feb-23
Condenser Microphone	4180	2977900	AA-1013-22	24-Feb-23
Measuring Amplifier	NA-42KAI	34560495	AA-3005-22	22-Feb-23

2. This result of calibration was found accurate as shown on date and place of calibration for this calibrated item only.

3. This certificate is traceable to the international system of unit maintained at :

3.1 National Institute of Metrology (Thailand).

3.2 Thailand Institute of Scientific and Technological Research (TISTR).

Continuation of Calibration Certificate

Cert. No. : ACL22154
Job No. : VC65AC0068
Pages : 3 of 8

Summary of Measurement Result :

Parameter	Pass	Fail	Uncertainty (dB)	Maximum-permitted uncertainty of measurement (dB)
1. Absolute sensitivity	✓	-	0.2	N/A
2. Self-generated noise	✓	-	0.2	N/A
3. Acoustical signal tests of frequency weightings				
125 Hz	✓	-	0.3	0.6
1000 Hz	✓	-	0.3	0.6
8000 Hz	✓	-	0.3	0.7
4. Electrical signal tests of frequency weightings				
For 10 Hz to 4 kHz	✓	-	0.3	0.6
For > 4 kHz to 10 kHz	✓	-	0.3	0.7
For > 10 kHz to 20 kHz	-	-	-	1.0
5. Frequency and time weightings at 1 kHz	✓	-	0.2	0.2
6. Long - term stability	✓	-	0.1	0.1
7. Level linearity on the reference level range	✓	-	0.2	0.3
8. Level linearity including the level range control	✓	-	0.2	0.3
9. Tone burst response	✓	-	0.2	0.3
10. Peak C sound level	✓	-	0.2	0.35
11. Overload indication	✓	-	0.2	0.25
12. High level stability	✓	-	0.1	0.1

Continuation of Calibration Certificate

Cert. No. : ACL22154

Job No. : VC65AC0068

Pages : 4 of 8

Result of calibration :**1. Absolute sensitivity**

Reference Acoustic Signal (dB)	Measured Value (dB)	Deviation (dB)	Acceptance Limit (dB)
93.9 (93.95)	93.9	0.0	±0.3

2. Self-generated noise

2.1 Normal test

Measured Value (dB)
20.1

2.2 The microphone of the sound level meter was replaced by electrical signal input device.

Frequency Weighting	Measured value (dB)
A - weight	11.6
C - weight	17.4
Flat	23.1

3. Acoustical signal tests of frequency weightings

Meter free-field acoustic response at a level of 84 dB

Frequency (Hz)	Deviation from various frequency weighting response curve (dB)			
	Flat	C-weight	A-weight	Acceptance Limits
125	0.5	0.5	0.5	± 1.5
1000	0.1	0.1	0.1	± 1.0
8000	-1.5	-1.5	-1.4	±5.0

Continuation of Calibration Certificate

Cert. No. : ACL22154

Job No. : VC65AC0068

Pages : 5 of 8

4. Electrical signal tests of frequency weightings

Weighting network response with relative to 1 kHz.

Frequency (Hz)	Deviation from various frequency weighting response curve (dB)			
	Flat	C-weight	A-weight	Acceptance Limits
63	-0.1	-0.1	0.0	±2.0
125	0.0	0.0	0.0	±1.5
250	0.0	0.0	-0.1	±1.5
500	0.0	0.0	-0.1	±1.5
1000	0.0	0.0	0.0	±1.0
2000	0.0	0.0	0.0	±2.0
4000	0.0	0.0	0.0	±3.0
8000	0.0	0.1	0.1	±5.0

5. Frequency and time weightings at 1 kHz

5.1 Frequency weightings at 1 kHz

Frequency Weighting	Measured Value (dB)	Deviated Value (dB)	Acceptance Limits (dB)
A - weight	94.0	0.0	-
C - weight	94.0	0.0	± 0.2
Flat	94.0	0.0	± 0.2

5.2 Time weighting at 1 kHz

Frequency Weighting	Measured Value (dB)	Deviated Value (dB)	Acceptance Limits (dB)
Fast	94.0	0.0	-
Slow	94.0	0.0	± 0.1
Leq	94.0	0.0	± 0.1

6. Long - term stability

Frequency Weighting	SLM Display at initial (dB)	SLM Display at final (dB)	Deviated Value (dB)	Acceptance Limits (dB)
A - weight	94.0	94.0	0.0	± 0.3

Continuation of Calibration Certificate

Cert. No. : ACL22154

Job No. : VC65AC0068

Pages : 6 of 8

7. Level linearity on the reference level range

Anticipated Value (dB)	Measured Value (dB)	Deviated Value (dB)	Acceptance Limits (dB)
137.0	137.0	0.0	± 1.1
136.0	136.0	0.0	± 1.1
135.0	135.0	0.0	± 1.1
134.0	134.0	0.0	± 1.1
133.0	132.9	-0.1	± 1.1
132.0	131.9	-0.1	± 1.1
131.0	130.9	-0.1	± 1.1
129.0	128.9	-0.1	± 1.1
124.0	123.9	-0.1	± 1.1
119.0	119.0	0.0	± 1.1
114.0	114.0	0.0	± 1.1
109.0	109.0	0.0	± 1.1
104.0	104.0	0.0	± 1.1
99.0	99.0	0.0	± 1.1
94.0	94.0	0.0	± 1.1
89.0	89.0	0.0	± 1.1
84.0	84.0	0.0	± 1.1
79.0	79.0	0.0	± 1.1
74.0	74.0	0.0	± 1.1
69.0	69.0	0.0	± 1.1
64.0	64.0	0.0	± 1.1
59.0	59.0	0.0	± 1.1
54.0	54.0	0.0	± 1.1
49.0	49.0	0.0	± 1.1
44.0	44.0	0.0	± 1.1
39.0	39.0	0.0	± 1.1
34.0	34.0	0.0	± 1.1
30.0	29.9	-0.1	± 1.1
29.0	29.0	0.0	± 1.1
28.0	28.0	0.0	± 1.1
27.0	27.0	0.0	± 1.1
26.0	25.9	-0.1	± 1.1
25.0	24.9	-0.1	± 1.1

Continuation of Calibration Certificate

Cert. No. : ACL22154
Job No. : VC65AC0068
Pages : 7 of 8

8. Level linearity including the level range control

Range	Anticipated Value (dB)	Measured Value (dB)	Deviated Value (dB)	Acceptance Limits (dB)
Auto	94.0	94.0	0.0	±1.1

9. Tone burst response

Time Weighting	Tone burst duration, Tb (ms)	Cycle	Anticipated Value (dB)	Measured Value (dB)	Deviated Value (dB)	Acceptance Limits (dB)
Fast	0.25	1	108.0	107.9	-0.1	1.5 ; -5.0
	2	8	117.0	117.0	0.0	1.0 ; -2.5
	200	800	134.0	134.0	0.0	±1.0
Slow	2	8	108.0	108.0	0.0	1.5 ; -5.0
	200	800	127.6	127.6	0.0	±1.0
SEL	0.25	1	99.0	98.9	-0.1	1.5 ; -5.0
	2	8	108.0	108.0	0.0	1.0 ; -2.5
	200	800	128.0	128.0	0.0	±1.0

10. Peak C sound level

Number of cycle in test signal	Anticipated Value (dB)	Measured Value, Lcpeak (dB)	Deviated Value (dB)	Acceptance Limits (dB)
Continuous	133.0	133.0	0.0	-
One	136.4	135.7	-0.7	±3.0

Number of cycle in test signal	Anticipated Value (dB)	Measured Value (dB)	Deviated Value (dB)	Acceptance Limits (dB)
Continuous	133.0	133.0	0.0	-
Positive half cycle	135.4	135.1	-0.3	±2.0
Negative half cycle	135.4	135.1	-0.3	±2.0

Continuation of Calibration Certificate

Cert. No. : ACL22154

Job No. : VC65AC0068

Pages : 8 of 8

11. Overload indication

Measured value (dB)		Deviated Value (dB)	Acceptance Limits (dB)
Positive one-half cycle	Negative one-half cycle		
89.6	89.6	0.0	±1.5

12. High level stability

Frequency Weighting	SLM Display at initial (dB)	SLM Display at final (dB)	Deviated Value (dB)	Acceptance Limits (dB)
A - weight	137.0	137.0	0.0	±0.3

The reported uncertainty is based on a standard uncertainty multiplied by coverage factor $k = 2$ or any value following calculation, providing a level of confidence of approximately 95 %

End of Calibration Certificate

SITHIPHORN ASSOCIATES CO.,LTD. CALIBRATION LABORATORY

451-451/1 Sirinthorn Rd.,Bangbumru, Bangplud Bangkok 10700 THAILAND.
Tel.0-2435-8800 Fax.0-2433-1679 e-mail:cal-center@sithiphorn.com http://www.sithiphorn.com



NSC-TISI-TIS 17025
CALIBRATION 0394

Cert. No. : ACL22181

Pages : 1 of 8

Calibration Certificate

Equipment : SOUND LEVEL METER
Manufacturer : RION
Model : NL-42/ Microphone UC-52 / Preamplifier NH-24
Serial No.: 00873057 / 171591 / 73333
ID No.: RYG_FS0381

Condition As Found : GOOD

Customer : ALS LABORATORY GROUP (THAILAND) CO., LTD.
104 PHATTHANAKAN 40, PHATTHANAKAN ROAD,
KHWAENG PHATTHANAKAN, KHET SUAN LUANG,
BANGKOK, 10250 THAILAND.

Location : -
Ambient Temperature : (23.0 \pm 3) °C
Pressure : (101.3 \pm 3) kPa
Relative Humidity : (50.0 \pm 20) %

Received Date : 22 AUGUST 2022
Calibration Date : 26-31 AUGUST 2022
Date of Issue : 02 SEPTEMBER 2022

REVIEW BY	Narakorn P.
APPROVED BY	[Signature]
NEXT CAL. DATE	26/8/23

Calibrated by : Nathakorn Pisutpaisan

Approved by :

[Signature]
(Thanakul Petchurai)

This certificate is issued in accordance with the requirements of ISO/IEC 17025 standard, may not be reproduced other than in full, except with the prior written approval of the head of Calibration Laboratory.

Continuation of Calibration Certificate

Cert. No. : ACL22181

Job No. : VC65AC0077

Pages : 2 of 8

Calibration Procedure : CP-AC-01

Calibration Method :

This equipment was calibrated by based on IEC-61672-3 (2013) Standard for sound level meter (SLM).

The SLM had tests to Acoustical and Electrical signal tests of frequency weighting with Anechoic chamber and Reference Standard Instruments.

For tests results of each items were made by observation of each Instruments display and also with SLM's display.

Condition of this result of calibration :

1. Reference Standard Instruments :

<u>Instrument</u>	<u>Model</u>	<u>Serial No.</u>	<u>Cert. No.</u>	<u>Due Date</u>
Waveform Generator	33210A	MY48017076	EF-0007-22	04-Feb-23
Waveform Generator	33511B	MY52302742	EF-0008-22	04-Feb-23
Digital Multimeter	33461A	MY53220104	EEL.BP. 04/0265	09-Feb-23
Digital Multimeter	33461A	MY53220076	EEL.BP. 03/0265	09-Feb-23
Digital Multimeter	34461A	MY60024273	EEL.BP. 05/0265	09-Feb-23
Programmable Attenuator	MAT-1070	62100114	EF-0009-22	07-Feb-23
Condenser Microphone	4180	2977900	AA-1013-22	24-Feb-23
Measuring Amplifier	NA-42KAI	34560495	AA-3005-22	22-Feb-23

2. This result of calibration was found accurate as shown on date and place of calibration for this calibrated item only.

3. This certificate is traceable to the international system of unit maintained at :

3.1 National Institute of Metrology (Thailand).

3.2 Thailand Institute of Scientific and Technological Research (TISTR).

Continuation of Calibration Certificate

Cert. No. : ACL22181
Job No. : VC65AC0077
Pages : 3 of 8

Summary of Measurement Result :

Parameter	Pass	Fail	Uncertainty (dB)	Maximum-permitted uncertainty of measurement (dB)
1. Absolute sensitivity	✓	-	0.2	N/A
2. Self-generated noise	✓	-	0.2	N/A
3. Acoustical signal tests of frequency weightings				
125 Hz	✓	-	0.3	0.6
1000 Hz	✓	-	0.3	0.6
8000 Hz	✓	-	0.4	0.7
4. Electrical signal tests of frequency weightings				
For 10 Hz to 4 kHz	✓	-	0.3	0.6
For > 4 kHz to 10 kHz	✓	-	0.3	0.7
For > 10 kHz to 20 kHz	-	-	-	1.0
5. Frequency and time weightings at 1 kHz	✓	-	0.2	0.2
6. Long - term stability	✓	-	0.1	0.1
7. Level linearity on the reference level range	✓	-	0.2	0.3
8. Level linearity including the level range control	✓	-	0.2	0.3
9. Tone burst response	✓	-	0.2	0.3
10. Peak C sound level	✓	-	0.2	0.35
11. Overload indication	✓	-	0.2	0.25
12. High level stability	✓	-	0.1	0.1

Continuation of Calibration Certificate

Cert. No. : ACL22181

Job No. : VC65AC0077

Pages : 4 of 8

Result of calibration :**1. Absolute sensitivity**

Reference Acoustic Signal (dB)	Measured Value (dB)	Deviation (dB)	Acceptance Limit (dB)
93.9 (93.95)	93.9	0.0	±0.3

2. Self-generated noise

2.1 Normal test

Measured Value (dB)
15.4

2.2 The microphone of the sound level meter was replaced by electrical signal input device.

Frequency Weighting	Measured value (dB)
A - weight	12.0
C - weight	18.3
Flat	24.0

3. Acoustical signal tests of frequency weightings

Meter free-field acoustic response at a level of 84 dB

Frequency (Hz)	Deviation from various frequency weighting response curve (dB)			
	Flat	C-weight	A-weight	Acceptance Limits
125	0.2	0.2	0.2	± 1.5
1000	0.0	0.0	0.0	± 1.0
8000	0.2	0.2	0.2	±5.0

Continuation of Calibration Certificate

Cert. No. : ACL22181

Job No. : VC65AC0077

Pages : 5 of 8

4. Electrical signal tests of frequency weightings

Weighting network response with relative to 1 kHz.

Frequency (Hz)	Deviation from various frequency weighting response curve (dB)			
	Flat	C-weight	A-weight	Acceptance Limits
63	-0.1	-0.1	-0.1	±2.0
125	-0.1	0.0	-0.1	±1.5
250	0.0	0.0	-0.1	±1.5
500	0.0	0.0	-0.1	±1.5
1000	0.0	0.0	0.0	±1.0
2000	0.0	0.0	0.0	±2.0
4000	0.0	0.0	0.0	±3.0
8000	0.0	0.0	0.0	±5.0

5. Frequency and time weightings at 1 kHz

5.1 Frequency weightings at 1 kHz

Frequency Weighting	Measured Value (dB)	Deviated Value (dB)	Acceptance Limits (dB)
A - weight	94.0	0.0	-
C - weight	94.0	0.0	± 0.2
Flat	94.0	0.0	± 0.2

5.2 Time weighting at 1 kHz

Frequency Weighting	Measured Value (dB)	Deviated Value (dB)	Acceptance Limits (dB)
Fast	94.0	0.0	-
Slow	94.0	0.0	± 0.1
Leq	94.0	0.0	± 0.1

6. Long - term stability

Frequency Weighting	SLM Display at initial (dB)	SLM Display at final (dB)	Deviated Value (dB)	Acceptance Limits (dB)
A - weight	94.0	94.0	0.0	± 0.3

Continuation of Calibration Certificate

Cert. No. : ACL22181

Job No. : VC65AC0077

Pages : 6 of 8

7. Level linearity on the reference level range

Anticipated Value (dB)	Measured Value (dB)	Deviated Value (dB)	Acceptance Limits (dB)
137.0	137.1	0.1	± 1.1
136.0	136.1	0.1	± 1.1
135.0	135.1	0.1	± 1.1
134.0	134.1	0.1	± 1.1
133.0	133.0	0.0	± 1.1
132.0	132.0	0.0	± 1.1
131.0	131.0	0.0	± 1.1
129.0	129.1	0.1	± 1.1
124.0	124.1	0.1	± 1.1
119.0	119.1	0.1	± 1.1
114.0	114.1	0.1	± 1.1
109.0	109.1	0.1	± 1.1
104.0	104.1	0.1	± 1.1
99.0	99.0	0.0	± 1.1
94.0	94.0	0.0	± 1.1
89.0	89.0	0.0	± 1.1
84.0	84.0	0.0	± 1.1
79.0	79.0	0.0	± 1.1
74.0	74.0	0.0	± 1.1
69.0	69.0	0.0	± 1.1
64.0	64.0	0.0	± 1.1
59.0	59.0	0.0	± 1.1
54.0	54.0	0.0	± 1.1
49.0	49.0	0.0	± 1.1
44.0	44.0	0.0	± 1.1
39.0	39.0	0.0	± 1.1
34.0	34.0	0.0	± 1.1
30.0	29.9	-0.1	± 1.1
29.0	28.9	-0.1	± 1.1
28.0	28.0	0.0	± 1.1
27.0	26.9	-0.1	± 1.1
26.0	25.9	-0.1	± 1.1
25.0	25.0	0.0	± 1.1

Continuation of Calibration Certificate

Cert. No. : ACL22181
Job No. : VC65AC0077
Pages : 7 of 8

8. Level linearity including the level range control

Range	Anticipated Value (dB)	Measured Value (dB)	Deviated Value (dB)	Acceptance Limits (dB)
Auto	94.0	94.0	0.0	±1.1

9. Tone burst response

Time Weighting	Tone burst duration, Tb (ms)	Cycle	Anticipated Value (dB)	Measured Value (dB)	Deviated Value (dB)	Acceptance Limits (dB)
Fast	0.25	1	108.0	107.9	-0.1	1.5 ; -5.0
	2	8	117.0	117.0	0.0	1.0 ; -2.5
	200	800	134.0	134.0	0.0	±1.0
Slow	2	8	108.0	108.0	0.0	1.5 ; -5.0
	200	800	127.6	127.6	0.0	±1.0
SEL	0.25	1	99.0	98.9	-0.1	1.5 ; -5.0
	2	8	108.0	108.0	0.0	1.0 ; -2.5
	200	800	128.0	128.0	0.0	±1.0

10. Peak C sound level

Number of cycle in test signal	Anticipated Value (dB)	Measured Value, Lcpeak (dB)	Deviated Value (dB)	Acceptance Limits (dB)
Continuous	133.0	133.0	0.0	-
One	136.4	136.1	-0.3	±3.0

Number of cycle in test signal	Anticipated Value (dB)	Measured Value (dB)	Deviated Value (dB)	Acceptance Limits (dB)
Continuous	133.0	133.0	0.0	-
Positive half cycle	135.4	135.1	-0.3	±2.0
Negative half cycle	135.4	135.1	-0.3	±2.0

Continuation of Calibration Certificate

Cert. No. : ACL22181

Job No. : VC65AC0077

Pages : 8 of 8

11. Overload indication

Measured value (dB)		Deviated Value (dB)	Acceptance Limits (dB)
Positive one-half cycle	Negative one-half cycle		
89.5	89.6	0.1	±1.5

12. High level stability

Frequency Weighting	SLM Display at initial (dB)	SLM Display at final (dB)	Deviated Value (dB)	Acceptance Limits (dB)
A - weight	137.0	137.0	0.0	±0.3

The reported uncertainty is based on a standard uncertainty multiplied by coverage factor $k = 2$ or any value following calculation, providing a level of confidence of approximately 95 %

End of Calibration Certificate

CERTIFICATE OF CALIBRATION

ISSUED BY **Cirrus Research plc**

DATE OF ISSUE **07 October 2022** CERTIFICATE NUMBER **181219**

REVIEW BY *Markham P.*
 APPROVED BY *W.D. Smith*
 NEXT CAL. DATE **7/10/23**



Cirrus Research plc
Acoustic House
Bridlington Road
Hunmanby
North Yorkshire
YO14 0PH
United Kingdom

Page 1 of 1

Test engineer:
Nigel Smith
 Electronically signed:

W.D. Smith

doseBadge Reader

Instrument

Manufacturer: **Cirrus Research plc**
 Model Number: **RC:110A**

Serial Number: **76062**
 Notes:

Calibration Procedure

The tests were carried out in accordance with the requirements of IEC 60942:2003 where applicable.

Date of Calibration: **07 October 2022**

Functionality Results

Function	Result
Keypad	Pass
Battery Power	Pass
Display	Pass
Communication	Pass
2 way IR link	Pass
Clock	Pass

Calibration Results

	Level (dB)	Frequency (Hz)	Distortion (% THD + Noise)
Initial	113.66	1009.5	0.36
Adjusted	113.99	1009.5	0.41
Uncertainty	± 0.11	± 0.14	± 0.10
Tolerances	± 0.60	± 2.00	± 4.00

Environmental Conditions

Pressure: **100.27 kPa**
 Temperature: **23.8 °C**
 Humidity: **45.9 %**

Notes

This certificate provides traceability of measurement to the SI system of units and/or to units of measurement realised at the National Physical Laboratory or other recognised national metrology institutes. This certificate may not be reproduced other than in full, except with the prior written approval of the issuing laboratory. The results within this certificate relate only to the items calibrated. The reported expanded uncertainty is based on a standard uncertainty multiplied by a coverage factor $k=2$, providing a coverage probability of approximately 95%.

CERTIFICATE OF CALIBRATION

ISSUED BY **Cirrus Research plc**
 DATE OF ISSUE **01 December 2022** CERTIFICATE NUMBER **184072**



Cirrus Research plc
Acoustic House
Bridlington Road
Hunmanby
North Yorkshire
YO14 0PH
United Kingdom

REVIEW BY	<i>M. Makom P.</i>
APPROVED BY	<i>[Signature]</i>
NEXT CAL. DATE	<i>1/12/23</i>

Page 1 of 1

Test engineer:
 Terry Goodrich
 Electronically signed:

T. A. Goodrich

doseBadge Reader

Instrument

Manufacturer: Cirrus Research plc
 Model Number: RC:110A
 Serial Number: 73729
 Notes:

Calibration Procedure

The tests were carried out in accordance with the requirements of IEC 60942:2003 where applicable.

Date of Calibration: 01 December 2022

Functionality Results

Function	Result
Keypad	Pass
Battery Power	Pass
Display	Pass
Communication	Pass
2 way IR link	Pass
Clock	Pass

Calibration Results

	Level (dB)	Frequency (Hz)	Distortion (% THD + Noise)
Result	113.96	998.2	0.64
Uncertainty	± 0.11	± 0.14	± 0.10
Tolerances	± 0.60	± 2.00	± 4.00

No adjustments were made during this calibration.

Environmental Conditions

Pressure: 102.11 kPa
 Temperature: 23.5 °C
 Humidity: 35.2 %

Notes

This certificate provides traceability of measurement to the SI system of units and/or to units of measurement realised at the National Physical Laboratory or other recognised national metrology institutes. This certificate may not be reproduced other than in full, except with the prior written approval of the issuing laboratory. The results within this certificate relate only to the items calibrated. The reported expanded uncertainty is based on a standard uncertainty multiplied by a coverage factor k=2, providing a coverage probability of approximately 95%.



ROTA METER CALIBRATION RESULT APRIL 2023

Rotameter ID.	Calibration Date	Regression Result	Coefficient (R ²)
BKK_FS0577	03 Apr 23	$Y = 1.0246x - 1.1844$	0.9982
BKK_FS0579	03 Apr 23	$Y = 1.0313x - 0.8177$	0.9999
BKK_FS0583	03 Apr 23	$Y = 1.0023x - 0.0969$	0.9995
BKK_FS0584	03 Apr 23	$Y = 1.0025x + 2.25$	0.9999
BKK_FS0585	03 Apr 23	$Y = 0.9881x + 5.4452$	0.9993
BKK_FS0586	03 Apr 23	$Y = 0.9915x + 4.7452$	1.0000
BKK_FS0588	03 Apr 23	$Y = 1.0067x + 0.6738$	0.9998
BKK_FS0589	03 Apr 23	$Y = 0.9823x + 0.3286$	0.9936
BKK_FS0590	03 Apr 23	$Y = 0.9961x + 2.8786$	0.9999
BKK_FS0591	03 Apr 23	$Y = 0.9985x + 4.579$	1.0000
BKK_FS0592	03 Apr 23	$Y = 0.9975x + 3.6419$	1.0000
BKK_FS0593	03 Apr 23	$Y = 0.9966x + 16.005$	1.0000
BKK_FS0595	03 Apr 23	$Y = 0.9957x + 5.1368$	0.9999
BKK_FS0596	03 Apr 23	$Y = 1.017x - 14.044$	0.9967
BKK_FS0597	03 Apr 23	$Y = 1.0063x - 10.787$	1.0000
BKK_FS1004	01 Apr 23	$Y = 0.9943x + 7.1533$	0.9996
BKK_FS1005	01 Apr 23	$Y = 1.0035x + 3.1167$	0.9998
BKK_FS1006	01 Apr 23	$Y = 1.0273x - 0.4922$	0.9998
BKK_FS1007	03 Apr 23	$Y = 1.0452x - 1.5374$	0.9998
BKK_FS1009	03 Apr 23	$Y = 1.0351x - 1.3224$	0.9999
BKK_FS1010	03 Apr 23	$Y = 1.0108x - 0.0888$	1.0000
BKK_FS1011	03 Apr 23	$Y = 1.2946x - 6.6325$	0.9861
BKK_FS1012	03 Apr 23	$Y = 1.0976x - 27.969$	0.9996
BKK_FS1013	03 Apr 23	$Y = 1.0821x - 200.52$	0.9998
BKK_FS1017	03 Apr 23	$Y = 1.0333x + 7.0584$	0.9694
BKK_FS1018	03 Apr 23	$Y = 0.9551x - 18.832$	0.9997
BKK_FS1019	03 Apr 23	$Y = 1.0649x - 156.67$	0.9976
BKK_FS1020	03 Apr 23	$Y = 0.9911x + 0.0364$	0.9994
BKK_FS1021	03 Apr 23	$Y = 0.979x + 8.2333$	0.9992
BKK_FS1022	03 Apr 23	$Y = 0.9988x - 2.4905$	0.9997
BKK_FS1023	03 Apr 23	$Y = 1.0245x - 1.3878$	0.9996
BKK_FS1024	03 Apr 23	$Y = 0.7414x + 47.3$	0.9923
BKK_FS1025	03 Apr 23	$Y = 0.9997x + 5.4438$	1.0000
BKK_FS1026	03 Apr 23	$Y = 1.0172x - 0.9531$	1.0000
BKK_FS1027	03 Apr 23	$Y = 0.7331x + 49.317$	0.9921
BKK_FS1028	03 Apr 23	$Y = 0.9995x + 0.2124$	1.0000
BKK_FS1039	01 Apr 23	$Y = 1.025x - 3.795$	0.9994
BKK_FS1040	01 Apr 23	$Y = 1.0035x - 2.4295$	0.9998



ROTA METER CALIBRATION RESULT APRIL 2023

Rotameter ID.	Calibration Date	Regression Result	Coefficient (R ²)
BKK_FS1041	01 Apr 23	$Y = 1.0329x - 0.6769$	0.9999
BKK_FS1042	01 Apr 23	$Y = 1.0144x + 1.94$	0.9997
BKK_FS1043	01 Apr 23	$Y = 1.0038x - 1.539$	0.9999
BKK_FS1044	01 Apr 23	$Y = 1.0273x - 1.6922$	0.9998
BKK_FS1164	03 Apr 23	$Y = 0.9913x + 0.8537$	0.9997
BKK_FS1165	03 Apr 23	$Y = 1.0005x + 2.0857$	1.0000
BKK_FS1166	03 Apr 23	$Y = 1.0842x - 169.6$	0.9987
BKK_FS1200	03 Apr 23	$Y = 0.9452x + 5.2959$	0.9981
BKK_FS1201	03 Apr 23	$Y = 1.0045x - 1.8786$	1.0000
BKK_FS1202	03 Apr 23	$Y = 0.9768x + 26.572$	0.9973
RYG_FS0197	01 Apr 23	$Y = 1.0042x + 15.442$	0.9999
RYG_FS0198	01 Apr 23	$Y = 1.0081x - 13.26$	0.9999
RYG_FS0199	01 Apr 23	$Y = 1.0255x - 1.2364$	0.9999

Review By :

(Mr. Wichan Choonharat)

Enviro Field Services Manager

Approved By :

(Mr. Sarayuth Jitranont)

Assistant General Manager

Sartorius (Thailand) Co., Ltd.

129 Rama 9 Road, Huaykwang, Huaykwang, Bangkok 10310

Tel: +66 2643 8361-6, e-mail: service.thailand@sartorius.com



NSC-TISI-TIS 17025

CALIBRATION 0426

SARTORIUS

REVIEW BY Thanihalli

APPROVED BY D. [Signature]

NEXT CAL. DATE 01/03/24

Certificate of Calibration

Model Number : MSE125P-100-DU Certificate No. : 23BCI0114

Description : Semi-micro Balance Issued Date : Friday, March 03, 2023

Serial Number : 0033108993 Reference No. : 204833

ID No. : RYG_EN0004

Manufacturer : Sartorius Page No. : 1 Of 3

Customer Name : ALS Laboratory Group (Thailand) Co.,Ltd. (Rayong Branch)

616/10 Moo 5 T.Maenam Khu, A.Pluak Daeng, Rayong 21140, Thailand.

Calibrated Place : ALS Laboratory Group (Thailand) Co., Ltd.(Balance Room)

616/10 Moo 5 T.Maenam Khu, A.Pluak Daeng, Rayong 21140, Thailand.

Calibrated By : Mr.Chonchai Inthana Calibration

Calibration Date : Wednesday, March 01, 2023 Procedure No. : This calibration was conducted by

Using in-house calibration procedure number (WI-003)

Based on UKAS LAB 14 : 2019

Metrological data :

Capacity : 120 g Readability : 0.00001 g

Ambients Conditions:

Temperature : 24.0 °C ± 5.0 °C

Humidity : 63.0 % RH ± 10.0 % RH

Pressure : — ± —

Reasons for calibration

☐ New Installation ☐ Service / Repaired ☒ Re-calibration/ Maintenance

Equipment Condition: ☒ Good Operate ☐ Fair

Measurement Method UKAS Publication Ref :Lab 14

The measurement uncertainty stated is the expended uncertainty which is obtained from the standard uncertainty multiplied by the coverage factor (k=2) to provide a level of confidence of approximately 95%. It is determined in accordance with the Guide to Expression of Uncertainty in Measurement (GUM). The calibration certificate documents the traceability to National Standards, which realise the unit of measurement according to the International Standard System of Units (SI). Report of Tolerance came form list of Sartorius Metrological Specifications.

Traceability:

Model Number	Description	Traceability	Certificate No.	Due Date
YCS011-522-00	Sartorius weight set 1mg - 5000g E2,YCS011-522-00	SPC-RT	C02212565	14-Sep-2023
MHB-382SD	Humidity/Barometer/Temp Lutron MHB-382SD	DKSH	C19220444	5-Sep-2023

This certificate relate and apply this equipment only.

This certificate may not be reproduced other than in full except with the prior written approval of the Verification Operation Division Sartorius (Thailand) Co., Ltd.

Mr.chonchai Inthana(Technical Manager)

S
T
A
M
P

Certificate of Calibration

Model Number : MSE125P-100-DU

Certificate No. : 23BCI0114

Description : Semi-micro Balance

Issued Date : Friday, March 03, 2023

Serial Number : 0033108993

Reference No. : 204833

ID No. : RYG_EN0004

Manufacturer : Sartorius

Page No. : 2 of 3

Calibration Results : Without Adjustment

Repeatability

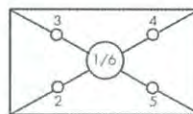
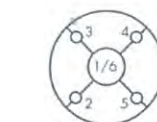
The reproducibility is the ability of a weighing instrument to display nearly identical readouts under constant test conditions when the same load within a measurement series is placed repeatedly on the weighing pan in the same manner. The standard deviation is used to express reproducibility quantitatively.

Nominal Value : (Low Load)	5.00002	50.00002
5 g	5.00002	50.00002
Tolerance	5.00001	50.00002
0.000015 g	5.00002	50.00001
	5.00000	50.00001
Nominal Value : (High Load)	5.00002	50.00000
50 g	5.00001	50.00000
Tolerance	5.00001	50.00000
0.000015 g	5.00002	50.00001
	5.00002	50.00002
Standard Deviation	0.000007	0.000009

Eccentricity (Off-center loading error)

The off-center loading error is yielded by the difference between the readout of the load, i.e. 1/3 or 1/4 of maximum capacity, placed in the middle of the weighing pan and between each of four additional measurement points (positions defined according to OIML R76).

Nominal value : 50 g
Tolerance 0.00015 g



	Difference
1	-
2	-0.00001
3	0.00000
4	0.00002
5	0.00002
6	-

Linearity

The linearity, also called linearity error. Describes the deviation of the characteristic curve of a weighing instrument from the linear slope.

Tolerance 0.00004 g

Nominal Value (g)	Conventional Mass Value (g)	Displayed Value (g)	Deviation (g)	Uncertainty (g)
0.01	0.01000	0.01000	0.00000	0.000026
0.1	0.10000	0.10000	0.00000	0.000026
1	1.00000	1.00000	0.00000	0.000028
2	2.00002	2.00002	0.00000	0.000030
5	5.00002	5.00001	-0.00001	0.000033
10	10.00002	10.00002	0.00000	0.000038
20	20.00000	20.00000	0.00000	0.000048
30	30.00002	30.00002	0.00000	0.000240
40	40.00003	40.00002	-0.00001	0.000087
50	50.00002	50.00001	-0.00001	0.000081

Certificate of Calibration

Model Number : MSE125P-100-DU

Certificate No. : 23BCI0114

Description : Semi-micro Balance

Issued Date : Friday, March 03, 2023

Serial Number : 0033108993

Reference No. : 204833

ID No. : RYG_EN0004

Manufacturer : Sartorius

Page No. : 3 of 3

Calibration Results : Without Adjustment

Repeatability

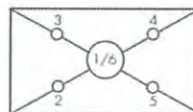
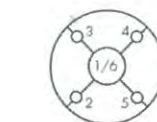
The reproducibility is the ability of a weighing instrument to display nearly identical readouts under constant test conditions when the same load within a measurement series is placed repeatedly on the weighing pan in the same manner. The standard deviation is used to express reproducibility quantitatively.

Nominal Value : (Low Load)		100.0000
g		100.0000
Tolerance		100.0000
0.000015 g		100.0000
		100.0000
Nominal Value : (High Load)		100.0000
100 g		100.0001
Tolerance		100.0000
0.000015 g		100.0000
		100.0000
Standard Deviation		0.00003

Eccentricity (Off-center loading error)

The off-center loading error is yielded by the difference between the readout of the load, i.e. 1/3 or 1/4 of maximum capacity, placed in the middle of the weighing pan and between each of four additional measurement points (positions defined according to OIML R76).

Nominal value : 50 g
Tolerance 0.00015 g



	Difference
1	-
2	-
3	-
4	-
5	-
6	-

Linearity

The linearity, also called linearity error. Describes the deviation of the characteristic curve of a weighing instrument from the linear slope.

Tolerance 0.0001 g

Nominal Value (g)	Conventional Mass Value (g)	Displayed Value (g)	Deviation (g)	Uncertainty (g)
65	65.0000	65.0000	0.0000	0.00015
70	70.0000	70.0000	0.0000	0.00015
75	75.0000	75.0000	0.0000	0.00016
80	80.0000	80.0000	0.0000	0.00017
85	85.0001	85.0001	0.0000	0.00018
90	90.0001	90.0001	0.0000	0.00018
95	95.0001	95.0001	0.0000	0.00020
100	100.0000	100.0000	0.0000	0.00024
110	110.0000	110.0000	0.0000	0.00026
120	120.0000	120.0000	0.0000	0.00026

End of Report.

Certificate of System Qualification

GC-OQ

REVIEW BY	<i>Jinda K.</i>
APPROVED BY	<i>Tanyatorn M.</i>
NEXT CAL. DATE	<i>21 Oct 24</i>

System ID: CN11461066
Organization Name: ALS Laboratory Group (Thailand) Co., Ltd.
Organization Location: 104 Soi 40 Phatthanakan Rd, Khwang Suan Luang, Khet Suan Luang, Bangkok 10250

Date: April 21, 2023 3:26:38 PM
EQP Name: AgilentRecommended
EQP Revision: GC.02.52
Overall Qualification Status: Pass

CDS Logon Verification - GC

Logon: Saenguthai Tarak

Overall CDS Logon Verification - GC Test Status

Pass

System Inspection and Basic Safety and Operation

Name: 7890

Setpoint Status: Pass

Overall System Inspection and Basic Safety and Operation Test Status

Pass

Inlet Pressure Decay

Name: 7890

Front SSL

Setpoint Status:

Pass

Pressure: 25.0 psi

Pressure Change: -0.1 psi /5 minutes

Agilent Recommended: ≥ -2.0 and ≤ 0.5

Date: April 21, 2023 3:26:38 PM
System ID: CN11461066

Overall Inlet Pressure Decay Test Status

Pass

Inlet Pressure Accuracy

Name: 7890

Front

SSL

Setpoint Status:

Pass

Setpoint

Actual

Inlet Pressure: 25.0 psi

25.2 psi

Accuracy:

0.2 psi

Agilent Recommended:

<= 1.2

Overall Inlet Pressure Accuracy Test Status

Pass

Inlet Pressure Decay

Name: 7890

Back

SSL

Setpoint Status:

Pass

Pressure:

25.0 psi

Pressure Change:

0.0 psi

/5 minutes

Agilent Recommended:

>= -2.0 and <= 0.5

Overall Inlet Pressure Decay Test Status

Pass

Inlet Pressure Accuracy

Name: 7890

Back

SSL

Setpoint Status:

Pass

	Setpoint	Actual
Inlet Pressure:	25.0 psi	24.8 psi
Accuracy:		0.2 psi
Agilent Recommended:	<=	1.2

Overall Inlet Pressure Accuracy Test Status

Pass

Detector Flow Accuracy

Name:

7890

Front

FID

Setpoint Status:

Pass

Flow Type:

Fuel

Setpoint:

30.0

mL/min

Measured Flow:

28.9

mL/min

Accuracy:

1.1

mL/min

Agilent Recommended:

<=

10.0

% setpoint

(

3.0

mL/min

)

Limit is percentage of setpoint or 0.5 ml/minute, whichever is largest.

Setpoint Status:

Pass

Flow Type:

Oxidizer

Setpoint:

400.0

mL/min

Measured Flow:

400

mL/min

Accuracy:

0.0

mL/min

Agilent Recommended:

<=

10.0

% setpoint

(

40.0

mL/min

)

Limit is percentage of setpoint or 0.5 ml/minute, whichever is largest.

Setpoint Status:

Pass

Flow Type:

Makeup

Setpoint:

25.0

mL/min

Measured Flow:

24.9

mL/min

Accuracy:

0.1

mL/min

Agilent Recommended:

<=

10.0

% setpoint

(

2.5

mL/min

)

Limit is percentage of setpoint or 0.5 ml/minute, whichever is largest.

Date:

April 21, 2023 3:26:38 PM

System ID:

CN11461066

Overall Detector Flow Accuracy Test Status

Pass

Detector Flow Accuracy

Name: 7890

Back FID

Setpoint Status: Pass

Flow Type: Fuel

Setpoint: 30.0 mL/min

Measured Flow: 30.7 mL/min

Accuracy: 0.7 mL/min

Agilent Recommended: ≤ 10.0 % setpoint (3.0 mL/min)

Limit is percentage of setpoint or 0.5 mL/minute, whichever is largest.

Setpoint Status: Pass

Flow Type: Oxidizer

Setpoint: 400.0 mL/min

Measured Flow: 399 mL/min

Accuracy: 1.0 mL/min

Agilent Recommended: ≤ 10.0 % setpoint (40.0 mL/min)

Limit is percentage of setpoint or 0.5 mL/minute, whichever is largest.

Setpoint Status: Pass

Flow Type: Makeup

Setpoint: 25.0 mL/min

Measured Flow: 24.6 mL/min

Accuracy: 0.4 mL/min

Agilent Recommended: ≤ 10.0 % setpoint (2.5 mL/min)

Limit is percentage of setpoint or 0.5 mL/minute, whichever is largest.

Overall Detector Flow Accuracy Test Status

Pass

GC Oven Temperature Accuracy

Name: 7890

Date: April 21, 2023 3:26:38 PM

System ID: CN11461066

Setpoint Status: **Pass**

Zone: **Oven**

Setpoint/Actual

Temperature: **230.0** **230.6** °C

Accuracy: **0.6** °C

Agilent Recommended: **>= -1.0** % setpoint in K (**-5.0** °C)

<= 1.0 % setpoint in K (**5.0** °C)

Setpoint Status: **Pass**

Zone: **Oven**

Setpoint/Actual

Temperature: **100.0** **100.9** °C

Accuracy: **0.9** °C

Agilent Recommended: **>= -1.0** % setpoint in K (**-3.7** °C)

<= 1.0 % setpoint in K (**3.7** °C)

Overall GC Oven Temperature Accuracy Test Status

Pass

GC Oven Temperature Stability

Name: **7890**

Setpoint Status: **Pass**

Setpoint/Average

Temperature: **100.0** **100.8833** °C

Stability: **0.1** °C

Agilent Recommended: **<= 0.5**

Overall GC Oven Temperature Stability Test Status

Pass

Scouting Run

Tested Combination1 **Front** **SSL** **/ Front** **FID**

Injection Tower

Name: **7693A**

Date: April 21, 2023 3:26:38 PM

System ID: CN11461066

Setpoint Status:

Completed

Injection Volume on Column:

1.0 uL

Overall Scouting Run Status

Completed

Noise and Drift

Tested Combination1

Front

SSL

/ Front

FID

Name:

7890

Setpoint Status:

Pass

Base Signal:

22.7 pA

ASTM Noise

pA

0.06

<=

0.10

Drift

pA/Hr

0.05

<=

2.50

Agilent Recommended:

Status:

Pass

Pass

Overall Noise and Drift Test Status

Pass

Injection Precision

Tested Combination1

Front

SSL

/ Front

FID

Name:

7693A

Setpoint Status:

Pass

Injection Volume on Column:

1.0 uL

Area RSD:

0.32 %

Retention Time RSD:

0.67 %

Agilent Recommended:

<=

3.00

<=

1.00

Overall Injection Precision Test Status

Pass

Signal to Noise

Date:

April 21, 2023 3:26:38 PM

System ID:

CN11461066

Tested Combination1	Front	SSL	/ Front	FID
Injection Tower				
Name:	7890			
Setpoint Status:	Pass			
Signal to Noise:		721755		
Agilent Recommended:	>=	300000		
Overall Signal to Noise Test Status				
Pass				

Scouting Run

Tested Combination2	Back	SSL	/ Back	FID
Injection Tower				
Name:	7693A			
Setpoint Status:	Completed			
Injection Volume on Column:	1.0	uL		
Overall Scouting Run Status				
Completed				

Noise and Drift

Tested Combination2	Back	SSL	/ Back	FID
Name:	7890			
Setpoint Status:	Pass			
Base Signal:	22.6	pA		
		ASTM Noise	Drift	
		pA	pA/Hr	
		0.07	0.09	
Agilent Recommended:	<=	0.10	<=	2.50
Status:	Pass		Pass	

Overall Noise and Drift Test Status

Pass

Injection Precision

Tested Combination2

Back

SSL

/ Back

FID

Name:

7693A

Setpoint Status:

Pass

Injection Volume on Column:

1.0

uL

Area RSD:

1.28

%

Retention Time RSD:

0.83

%

Agilent Recommended:

<=

3.00

<=

1.00

Overall Injection Precision Test Status

Pass

Signal to Noise

Tested Combination2

Back

SSL

/ Back

FID

Injection Tower

Name:

7890

Setpoint Status:

Pass

Signal to Noise:

2404398

Agilent Recommended:

>=

300000

Overall Signal to Noise Test Status

Pass

Instrument Details

Purpose

This section describes the as found system configuration.

Details

System

System ID	CN11461066
Manufacturer	Agilent Technologies
Name	7890
Flow Data Input	Manual Data
Temperature Data Input	Manual Data or Other Data Logging



Tested Combination1

Injection Technique	Injection Tower
Sampler Identifier	Sampler 2
Inlet	Front
Detector	Front
LTM Included?	No

Tested Combination2

Injection Technique	Injection Tower
Sampler Identifier	Sampler 3
Inlet	Back
Detector	Back
LTM Included?	No



Sampler 1

Manufacturer	Agilent Technologies
Type	Tray
Name	7693A
Model Number	G4514A
Serial Number	CN15380030
Firmware Revision	A.11.01
Vial Heater	Not installed

Sampler 2

Manufacturer	Agilent Technologies
Type	Injection Tower
Name	7693A
Model Number	G4513A
Serial Number	CN16280128
Firmware Revision	A.10.09
Usage	Sample Injection
Location	Front
Syringe Volume (µL)	10

Sampler 3

Manufacturer	Agilent Technologies
Type	Injection Tower
Name	7693A
Model Number	G4513A
Serial Number	CN10340103
Firmware Revision	A.10.09
Usage	Sample Injection
Location	Back
Syringe Volume (µL)	10

Mainframe 1

Manufacturer	Agilent Technologies
Name	7890
Model Number	G3440A
Serial Number	CN11461066
Firmware Revision	Version 4.27
Oven Type	Standard

Inlet 1

Manufacturer	Agilent Technologies
Name	7890
Type	SSL
Location	Front
Carrier Gas	Helium
Control Type	Electronic Pressure Control (EPC)
Purged Inlet	Yes

Inlet 2

Manufacturer	Agilent Technologies
Name	7890
Type	SSL
Location	Back
Carrier Gas	Helium
Control Type	Electronic Pressure Control (EPC)
Purged Inlet	Yes

Detector 1

Manufacturer	Agilent Technologies
Name	7890
Type	FID
Adapter	Capillary
Control Type	Electronic Pressure Control (EPC)
Location	Front
Makeup Gas	Nitrogen

Detector 2

Manufacturer	Agilent Technologies
Name	7890
Type	FID
Adapter	Capillary
Control Type	Electronic Pressure Control (EPC)
Location	Back
Makeup Gas	Nitrogen

Electronic Signature

Purpose

This signature page was created and published because the ACE sign-off action was executed, which is valid for the entire document, including attachments. The ACE sign-off is an electronic signature that requires two distinct identification components: unique username and personal password. The Agilent representative who has delivered this service understands the meaning and legal status of an electronic signature. As a trained official operator, the Agilent representative has a unique password and logon to access ACE and electronically sign this document. (Other e-signatures can be applied to this document using a Document Content Management or other suitable method defined in your data access and control procedures.)

Details

Full Name of Signer:	Saenguthai Tarak
Logged On User Name:	saenguthai.tarak@non.agilent.com
Signature Creation Date:	April 21, 2023
Reason for Signature:	Executed protocol and published this original version of document

Regulatory Disclaimer

This document provides a protocol to verify and record instrument configuration and evidence of proper operation. It has been prepared from our interpretation of applicable regulations as well as industry best practices. The document is designed to provide an important component of a complete compliance package. Validation depends upon many factors and use of this protocol alone does not assure compliance. Agilent Technologies makes no promises or representations as to its sufficiency for any specific regulatory program.

Warranty

Agilent Technologies makes no warranty of any kind to this material, including but not limited to, the implied warranties or merchantability and fitness for a particular purpose. Agilent Technologies shall not be liable for errors contained herein or for incidental or consequential damages in connection with the furnishing, performance, or use of this material.

User Name: saenguthal.tarak
 Hostname: LAPTOP-CQ3SKOMV

System id: CN11461066
 Print Date: April 21, 2023 3:26:40 PM

GC-6_BKK_EN0127_ALS Transaction log :

Time	Transaction State	Activity Performed	Type of Transaction	Optional Information
April 21, 2023 11:21:36 AM	Audit	SessionCreated	Session	None
April 21, 2023 11:21:36 AM	Start	Configuration	Session	None
April 21, 2023 11:21:36 AM	Audit	Entitlement	Licensing	User is Nonpaying and does not require an unlock code
April 21, 2023 11:22:04 AM	Audit	EqpLoaded	Session	EQP details for primary technique [Gc] - File path: [ProtocolPacks/Gc/Configurations/02.52/Gc.02.52.eqp], EQP File Name: [Gc.02.52.eqp], EQP Name: [AgilentRecommended], Protocol Revision :[Gc.02.52]
April 21, 2023 11:22:06 AM	End	Configuration	Session	None
April 21, 2023 11:22:14 AM	Start	Qualification	Session	OQ
April 21, 2023 11:22:14 AM	Start	Execution	CDS Logon Verification - GC : - Qualitative test	None
April 21, 2023 11:23:14 AM	End	Execution	CDS Logon Verification - GC : - Qualitative test	Run Count : 1
April 21, 2023 11:23:16 AM	Start	Execution	System Inspection and Basic Safety and Operation - 7890: - Qualitative Test - No setpoints associated	None
April 21, 2023 11:23:35 AM	End	Execution	System Inspection and Basic Safety and Operation - 7890: - Qualitative Test - No setpoints associated	Run Count : 1
April 21, 2023 11:23:37 AM	Start	Execution	Inlet Pressure Decay - Front SSL: - Pressure Controlled Inlet - S: 25.0 psi - L: >= -2.0 psi and <= 0.5 psi	None

User Name: saenguthai.tarak
 Hostname: LAPTOP-CQ3SKOMV

System Id: CN11461066
 Print Date: April 21, 2023 3:26:40 PM

GC-6_BKK_EN0127_ALS Transaction log :

Time	Transaction State	Activity Performed	Type of Transaction	Optional Information
April 21, 2023 11:24:01 AM	End	Execution	Inlet Pressure Decay - Front SSL: - Pressure Controlled Inlet - S: 25.0 psi - L: >= -2.0 psi and <= 0.5 psi	Run Count : 1
April 21, 2023 11:24:04 AM	Start	Execution	Inlet Pressure Accuracy - Front SSL: - Pressure Controlled Inlet - S: 25.0 psi - L: <= 1.2 psi	None
April 21, 2023 11:24:09 AM	End	Execution	Inlet Pressure Accuracy - Front SSL: - Pressure Controlled Inlet - S: 25.0 psi - L: <= 1.2 psi	Run Count : 1
April 21, 2023 11:24:11 AM	Start	Execution	Inlet Pressure Decay - Back SSL: - Pressure Controlled Inlet - S: 25.0 psi - L: >= -2.0 psi and <= 0.5 psi	None
April 21, 2023 11:24:43 AM	End	Execution	Inlet Pressure Decay - Back SSL: - Pressure Controlled Inlet - S: 25.0 psi - L: >= -2.0 psi and <= 0.5 psi	Run Count : 1
April 21, 2023 11:24:45 AM	Start	Execution	Inlet Pressure Accuracy - Back SSL: - Pressure Controlled Inlet - S: 25.0 psi - L: <= 1.2 psi	None
April 21, 2023 11:24:51 AM	End	Execution	Inlet Pressure Accuracy - Back SSL: - Pressure Controlled Inlet - S: 25.0 psi - L: <= 1.2 psi	Run Count : 1
April 21, 2023 11:24:53 AM	Start	Execution	Detector Flow Accuracy - Front FID: - Type : Fuel - S: 30.0 mL/min - L: <= 10.0% setpoint	None
April 21, 2023 11:25:20 AM	Audit	Data	Detector Flow Accuracy - Front FID: - Type : Fuel - S: 30.0 mL/min - L: <= 10.0% setpoint	Manual Data Entry
April 21, 2023 11:25:25 AM	End	Execution	Detector Flow Accuracy - Front FID: - Type : Fuel - S: 30.0 mL/min - L: <= 10.0% setpoint	Run Count : 1

User Name: saenguthai.tarak
 Hostname: LAPTOP-CQ3SKOMV

System Id: CN11461066
 Print Date: April 21, 2023 3:26:40 PM

GC-6_BKK_EN0127_ALS Transaction log :

Time	Transaction State	Activity Performed	Type of Transaction	Optional Information
April 21, 2023 11:25:26 AM	Start	Execution	Detector Flow Accuracy - Front FID: - Type : Oxidizer - S: 400.0 mL/min - L: <= 10.0% setpoint	None
April 21, 2023 11:25:40 AM	Audit	Data	Detector Flow Accuracy - Front FID: - Type : Oxidizer - S: 400.0 mL/min - L: <= 10.0% setpoint	Manual Data Entry
April 21, 2023 11:25:42 AM	End	Execution	Detector Flow Accuracy - Front FID: - Type : Oxidizer - S: 400.0 mL/min - L: <= 10.0% setpoint	Run Count : 1
April 21, 2023 11:25:44 AM	Start	Execution	Detector Flow Accuracy - Front FID: - Type : Makeup - S: 25.0 mL/min - L: <= 10.0% setpoint	None
April 21, 2023 11:26:01 AM	Audit	Data	Detector Flow Accuracy - Front FID: - Type : Makeup - S: 25.0 mL/min - L: <= 10.0% setpoint	Manual Data Entry
April 21, 2023 11:26:04 AM	End	Execution	Detector Flow Accuracy - Front FID: - Type : Makeup - S: 25.0 mL/min - L: <= 10.0% setpoint	Run Count : 1
April 21, 2023 11:26:05 AM	Start	Execution	Detector Flow Accuracy - Back FID: - Type : Fuel - S: 30.0 mL/min - L: <= 10.0% setpoint	None
April 21, 2023 11:26:19 AM	Audit	Data	Detector Flow Accuracy - Back FID: - Type : Fuel - S: 30.0 mL/min - L: <= 10.0% setpoint	Manual Data Entry
April 21, 2023 11:26:22 AM	End	Execution	Detector Flow Accuracy - Back FID: - Type : Fuel - S: 30.0 mL/min - L: <= 10.0% setpoint	Run Count : 1
April 21, 2023 11:26:24 AM	Start	Execution	Detector Flow Accuracy - Back FID: - Type : Oxidizer - S: 400.0 mL/min - L: <= 10.0% setpoint	None
April 21, 2023 11:26:38 AM	Audit	Data	Detector Flow Accuracy - Back FID: - Type : Oxidizer - S: 400.0 mL/min - L: <= 10.0% setpoint	Manual Data Entry

Page 3 / 11

Date: April 21, 2023 3:26:38 PM
 System ID: CN11461066

User Name: saenguthai.tarak
 Hostname: LAPTOP-CQ3SKOMV

System Id: CN11461066
 Print Date: April 21, 2023 3:26:40 PM

GC-5_BKK_EN0127_ALS Transaction log:

Time	Transaction State	Activity Performed	Type of Transaction	Optional Information
April 21, 2023 11:26:43 AM	End	Execution	Detector Flow Accuracy - Back FID: - Type : Oxidizer - S: 400.0 mL/min - L: <= 10.0% setpoint	Run Count : 1
April 21, 2023 11:26:45 AM	Start	Execution	Detector Flow Accuracy - Back FID: - Type : Makeup - S: 25.0 mL/min - L: <= 10.0% setpoint	None
April 21, 2023 11:27:01 AM	Audit	Data	Detector Flow Accuracy - Back FID: - Type : Makeup - S: 25.0 mL/min - L: <= 10.0% setpoint	Manual Data Entry
April 21, 2023 11:27:05 AM	End	Execution	Detector Flow Accuracy - Back FID: - Type : Makeup - S: 25.0 mL/min - L: <= 10.0% setpoint	Run Count : 1
April 21, 2023 11:27:07 AM	Start	Execution	GC Oven Temperature Accuracy - 7890: - Temperature : Oven - S: 230.0°C - L: >= -1.0 AND <= 1.0 % setpoint in K	None
April 21, 2023 11:27:33 AM	Audit	Data	GC Oven Temperature Accuracy - 7890: - Temperature : Oven - S: 230.0°C - L: >= -1.0 AND <= 1.0 % setpoint in K	Manual Data Entry
April 21, 2023 11:27:35 AM	End	Execution	GC Oven Temperature Accuracy - 7890: - Temperature : Oven - S: 230.0°C - L: >= -1.0 AND <= 1.0 % setpoint in K	Run Count : 1
April 21, 2023 11:27:37 AM	Start	Execution	GC Oven Temperature Accuracy - 7890: - Temperature : Oven - S: 100.0°C - L: >= -1.0 AND <= 1.0 % setpoint in K	None
April 21, 2023 11:27:54 AM	Audit	Data	GC Oven Temperature Accuracy - 7890: - Temperature : Oven - S: 100.0°C - L: >= -1.0 AND <= 1.0 % setpoint in K	Manual Data Entry

User Name: saenguthai.tarak
 Hostname: LAPTOP-CQ3SKOMV

System Id: CN11461066
 Print Date: April 21, 2023 3:26:40 PM

GC-6_BKK_EN0127_ALS Transaction log :

Time	Transaction State	Activity Performed	Type of Transaction	Optional Information
April 21, 2023 11:27:57 AM	End	Execution	GC Oven Temperature Accuracy - 7890: - Temperature : Oven - S: 100.0°C - L: >= -1.0 AND <= 1.0 % setpoint in K	Run Count : 1
April 21, 2023 11:27:59 AM	Start	Execution	GC Oven Temperature Stability - 7890: - Temperature : Oven - S: 100.0°C - L: <= 0.5°C	None
April 21, 2023 11:29:07 AM	Audit	Data	GC Oven Temperature Stability - 7890: - Temperature : Oven - S: 100.0°C - L: <= 0.5°C	Manual Data Entry
April 21, 2023 11:29:10 AM	End	Execution	GC Oven Temperature Stability - 7890: - Temperature : Oven - S: 100.0°C - L: <= 0.5°C	Run Count : 1
April 21, 2023 11:29:12 AM	Start	Execution	GC Scouting Run - Injection Tower, Front SSL, Front FID: - Part of System Preparation - No limits associated	None
April 21, 2023 11:30:27 AM	Audit	Data	GC Scouting Run - Injection Tower, Front SSL, Front FID: - Part of System Preparation - No limits associated	Data files Path : C:\Users\Public\Documents\C hemStation\3\Data\OQ_GC-6 _ALS_2023-04-20\OQ_GC-6 _2023 2023-04-20 14-36-08\F_SC01.D\FID1A.c h
April 21, 2023 11:31:04 AM	End	Execution	GC Scouting Run - Injection Tower, Front SSL, Front FID: - Part of System Preparation - No limits associated	Run Count : 1
April 21, 2023 11:31:07 AM	Start	Execution	Noise and Drift - Front FID: - Detector FID - L (Noise): <= 0.10 pA - L (Drift): <= 2.50 pA/hour	None

User Name: saenguthai.tarak
 Hostname: LAPTOP-CQ3SKOMV

System id: CN11461066
 Print Date: April 21, 2023 3:26:40 PM

GC-6_BKK_EN0127_ALS Transaction log :

Time	Transaction State	Activity Performed	Type of Transaction	Optional Information
April 21, 2023 11:31:43 AM	Audit	Data	Noise and Drift - Front FID: - Detector FID - L (Noise): <= 0.10 pA - L (Drift): <= 2.50 pA/hour	Data files Path : C:\Users\Public\Documents\C hemStation\3\Data\OQ_GC-6 _ALS_2023-04-20\OQ_GC-6 _2023 2023-04-20 14-36-08\ND-01-005F.D\FID 1A.ch
April 21, 2023 11:32:00 AM	End	Execution	Noise and Drift - Front FID: - Detector FID - L (Noise): <= 0.10 pA - L (Drift): <= 2.50 pA/hour	Run Count : 1
April 21, 2023 11:32:03 AM	Start	Execution	Injection Precision - Injection Tower, Front SSL, Front FID: - GC - L (Area): <= 3.00% - L (Ret. Time): <= 1.00%	None
April 21, 2023 11:32:23 AM	Start	Execution	Injection Precision - Injection Tower, Front SSL, Front FID: - GC - L (Area): <= 3.00% - L (Ret. Time): <= 1.00%	None
April 21, 2023 11:33:55 AM	Audit	Data	Injection Precision - Injection Tower, Front SSL, Front FID: - GC - L (Area): <= 3.00% - L (Ret. Time): <= 1.00%	Date files Path : C:\Users\Public\Documents\C hemStation\3\Data\OQ_GC-6 _ALS_2023-04-20\OQ_GC-6 _2023 2023-04-20 14-36-08\Pre01-013F.D\FID 1A.ch
April 21, 2023 11:33:55 AM	Audit	Data	Injection Precision - Injection Tower, Front SSL, Front FID: - GC - L (Area): <= 3.00% - L (Ret. Time): <= 1.00%	Data files Path : C:\Users\Public\Documents\C hemStation\3\Data\OQ_GC-6 _ALS_2023-04-20\OQ_GC-6 _2023 2023-04-20 14-36-08\Pre01-014F.D\FID 1A.ch

User Name: saenguthal.tarak
 Hostname: LAPTOP-CQ3SKOMV

System Id: CN11461066
 Print Date: April 21, 2023 3:26:40 PM

GC-6_BKK_EN0127_ALS Transaction log :

Time	Transaction State	Activity Performed	Type of Transaction	Optional Information
April 21, 2023 11:33:55 AM	Audit	Data	Injection Precision - Injection Tower, Front SSL, Front FID: - GC - L (Area): <= 3.00% - L (Ret. Time): <= 1.00%	Data files Path : C:\Users\Public\Documents\C hemStation\3\Data\OQ_GC-6 _ALS_2023-04-20\OQ_GC-6 _2023 2023-04-20 14-36-08\Pre01-015F.D\FID 1A.ch
April 21, 2023 11:33:55 AM	Audit	Data	Injection Precision - Injection Tower, Front SSL, Front FID: - GC - L (Area): <= 3.00% - L (Ret. Time): <= 1.00%	Data files Path : C:\Users\Public\Documents\C hemStation\3\Data\OQ_GC-6 _ALS_2023-04-20\OQ_GC-6 _2023 2023-04-20 14-36-08\Pre01-016F.D\FID 1A.ch
April 21, 2023 11:33:59 AM	Audit	Data	Injection Precision - Injection Tower, Front SSL, Front FID: - GC - L (Area): <= 3.00% - L (Ret. Time): <= 1.00%	Data files Path : C:\Users\Public\Documents\C hemStation\3\Data\OQ_GC-6 _ALS_2023-04-20\OQ_GC-6 _2023 2023-04-20 14-36-08\Pre01-017F.D\FID 1A.ch
April 21, 2023 11:33:59 AM	Audit	Data	Injection Precision - Injection Tower, Front SSL, Front FID: - GC - L (Area): <= 3.00% - L (Ret. Time): <= 1.00%	Data files Path : C:\Users\Public\Documents\C hemStation\3\Data\OQ_GC-6 _ALS_2023-04-20\OQ_GC-6 _2023 2023-04-20 14-36-08\Pre01-018F.D\FID 1A.ch
April 21, 2023 11:35:00 AM	End	Execution	Injection Precision - Injection Tower, Front SSL, Front FID: - GC - L (Area): <= 3.00% - L (Ret. Time): <= 1.00%	Run Count : 1
April 21, 2023 11:35:04 AM	Start	Execution	Signal to Noise - Injection Tower, Front SSL, Front FID: - Detector FID - L: >= 300000	None

User Name: saenguthai.tarak
 Hostname: LAPTOP-CQ3SKOMV

System Id: CN11461066
 Print Date: April 21, 2023 3:26:40 PM

GC-6_BKK_EN0127_ALS Transaction log :

Time	Transaction State	Activity Performed	Type of Transaction	Optional Information
April 21, 2023 11:35:28 AM	Audit	Data	Signal to Noise - Injection Tower, Front SSL, Front FID: - Detector FID - L: >= 300000	Data files Path : C:\Users\Public\Documents\C hemStation\3\Data\OQ_GC-6 _ALS_2023-04-20\OQ_GC-6 _2023 2023-04-20 14-36-08\SN_Front.D\FID1A. ch
April 21, 2023 11:36:00 AM	End	Execution	Signal to Noise - Injection Tower, Front SSL, Front FID: - Detector FID - L: >= 300000	Run Count : 1
April 21, 2023 11:36:03 AM	Start	Execution	GC Scouting Run - Injection Tower, Back SSL, Back FID: - Part of System Preparation - No limits associated	None
April 21, 2023 11:36:36 AM	Audit	Data	GC Scouting Run - Injection Tower, Back SSL, Back FID: - Part of System Preparation - No limits associated	Data files Path : C:\Users\Public\Documents\C hemStation\3\Data\OQ_GC-6 _ALS_2023-04-20\OQ_GC-6 _2023 2023-04-20 14-36-08\B_SC01.D\FID2B.c h
April 21, 2023 11:37:30 AM	End	Execution	GC Scouting Run - Injection Tower, Back SSL, Back FID: - Part of System Preparation - No limits associated	Run Count : 1
April 21, 2023 11:37:32 AM	Start	Execution	Noise and Drift - Back FID: - Detector FID - L (Noise): <= 0.10 pA - L (Drift): <= 2.50 pA/hour	None

User Name: saenguthai.tarak
 Hostname: LAPTOP-CQ3SKOMV

System Id: CN11461066
 Print Date: April 21, 2023 3:26:40 PM

GC-6_BKK_EN0127_ALS Transaction log :

Time	Transaction State	Activity Performed	Type of Transaction	Optional Information
April 21, 2023 11:38:06 AM	Audit	Data	Noise and Drift - Back FID: - Detector FID - L (Noise): <= 0.10 pA - L (Drift): <= 2.50 pA/hour	Data files Path : C:\Users\Public\Documents\C hemStation\3\Data\OQ_GC-6 _ALS_2023-04-20\OQ_GC-6 _2023_2023-04-20 14-36-08\ND-01-005B.D\FID 2B.ch
April 21, 2023 11:38:23 AM	End	Execution	Noise and Drift - Back FID: - Detector FID - L (Noise): <= 0.10 pA - L (Drift): <= 2.50 pA/hour	Run Count : 1
April 21, 2023 11:38:32 AM	Start	Execution	Injection Precision - Injection Tower, Back SSL, Back FID: - GC - L (Area): <= 3.00% - L (Ret. Time): <= 1.00%	None
April 21, 2023 11:38:51 AM	Start	Execution	Injection Precision - Injection Tower, Back SSL, Back FID: - GC - L (Area): <= 3.00% - L (Ret. Time): <= 1.00%	None
April 21, 2023 11:40:17 AM	Audit	Data	Injection Precision - Injection Tower, Back SSL, Back FID: - GC - L (Area): <= 3.00% - L (Ret. Time): <= 1.00%	Data files Path : C:\Users\Public\Documents\C hemStation\3\Data\OQ_GC-6 _ALS_2023-04-20\OQ_GC-6 _2023_Pre 2023-04-21 10-37-32\Pre11-004B.D\FID 2B.ch
April 21, 2023 11:40:17 AM	Audit	Data	Injection Precision - Injection Tower, Back SSL, Back FID: - GC - L (Area): <= 3.00% - L (Ret. Time): <= 1.00%	Data files Path : C:\Users\Public\Documents\C hemStation\3\Data\OQ_GC-6 _ALS_2023-04-20\OQ_GC-6 _2023_Pre 2023-04-21 10-37-32\Pre11-005B.D\FID 2B.ch

User Name: saenguthai.tarak
 Hostname: LAPTOP-CQ3SKOMV

System Id: CN11461066
 Print Date: April 21, 2023 3:26:40 PM

GC-6_BKK_EN0127_ALS Transaction log :

Time	Transaction State	Activity Performed	Type of Transaction	Optional Information
April 21, 2023 11:40:17 AM	Audit	Data	Injection Precision - Injection Tower, Back SSL, Back FID: - GC - L (Area): <= 3.00% - L (Ret. Time): <= 1.00%	Data files Path : C:\Users\Public\Documents\C hemStation\3\Data\OQ_GC-6 _ALS_2023-04-20\OQ_GC-6 _2023_Pre 2023-04-21 10-37-32\Pre11-006B.D\FID 2B.ch
April 21, 2023 11:40:17 AM	Audit	Data	Injection Precision - Injection Tower, Back SSL, Back FID: - GC - L (Area): <= 3.00% - L (Ret. Time): <= 1.00%	Data files Path : C:\Users\Public\Documents\C hemStation\3\Data\OQ_GC-6 _ALS_2023-04-20\OQ_GC-6 _2023_Pre 2023-04-21 10-37-32\Pre11-007B.D\FID 2B.ch
April 21, 2023 11:40:21 AM	Audit	Data	Injection Precision - Injection Tower, Back SSL, Back FID: - GC - L (Area): <= 3.00% - L (Ret. Time): <= 1.00%	Data files Path : C:\Users\Public\Documents\C hemStation\3\Data\OQ_GC-6 _ALS_2023-04-20\OQ_GC-6 _2023_Pre 2023-04-21 10-37-32\Pre11-008B.D\FID 2B.ch
April 21, 2023 11:40:21 AM	Audit	Data	Injection Precision - Injection Tower, Back SSL, Back FID: - GC - L (Area): <= 3.00% - L (Ret. Time): <= 1.00%	Data files Path : C:\Users\Public\Documents\C hemStation\3\Data\OQ_GC-6 _ALS_2023-04-20\OQ_GC-6 _2023_Pre 2023-04-21 10-37-32\Pre11-009B.D\FID 2B.ch
April 21, 2023 11:41:29 AM	End	Execution	Injection Precision - Injection Tower, Back SSL, Back FID: - GC - L (Area): <= 3.00% - L (Ret. Time): <= 1.00%	Run Count : 1
April 21, 2023 11:41:33 AM	Start	Execution	Signal to Noise - Injection Tower, Back SSL, Back FID: - Detector FID - L: >= 300000	None

User Name: saenguthai.tarak
 Hostname: LAPTOP-CQ3SKOMV

System Id: CN11461066
 Print Date: April 21, 2023 3:26:40 PM

GC-6_BKK_EN0127_ALS Transaction log :

Time	Transaction State	Activity Performed	Type of Transaction	Optional Information
April 21, 2023 11:42:22 AM	Audit	Data	Signal to Noise - Injection Tower, Back SSL, Back FID: - Detector FID - L: >= 300000	Data files Path : C:\Users\Public\Documents\C hemStation\3\Data\OQ_GC-6 _ALS_2023-04-20\OQ_GC-6 _2023 2023-04-20 14-36-08\SN_Back.D\FID2B. ch
April 21, 2023 11:42:50 AM	End	Execution	Signal to Noise - Injection Tower, Back SSL, Back FID: - Detector FID - L: >= 300000	Run Count : 1
April 21, 2023 11:42:53 AM	End	Qualification	Session	OQ
April 21, 2023 11:42:53 AM	Start	Reporting	Session	None
April 21, 2023 12:01:47 PM	Audit	AceClosed	Session	None
April 21, 2023 3:16:07 PM	Audit	AceRestarted	Session	None
April 21, 2023 3:16:10 PM	Audit	SessionReloaded	Session	None
April 21, 2023 3:16:31 PM	Start	Qualification	Session	OQ
April 21, 2023 3:20:59 PM	Audit	AceRestarted	Session	None
April 21, 2023 3:21:00 PM	Audit	SessionReloaded	Session	None
April 21, 2023 3:21:07 PM	Start	Qualification	Session	OQ
April 21, 2023 3:25:45 PM	Audit	Reporting	Session	Report Generated : Certificate

CERTIFICATE OF CALIBRATION

Certificate No. : CL-137-65
Page 1 of 2

Equipment Name: Heat Stress Monitor
Manufacturer.: DeltaOHM
Model: HD32.2
Serial No: 15020734
ID No: RYG_FS0230

Customer

Name: ALS laboratory group (thailand) Co.,Ltd.
Address: 104 Phatthanakan 40, Phatthanakan Rd., Khwaeng Suan Luang, Khet Suan Luang, Bangkok 10250 Thailand.

Received date: 23 Aug 2022

Calibration date: 25 Aug 2022

Issue date: 9 Sep 2022

Reference Used During Calibration

1. Standard Temperature Probe Model: STS-100 A500, Serial No.: 667682-09, Due date: 23 Mar 2023
2. Digital Temperature Indicator Model: DTI-1000-A MK II, Serial No.: 671407-00591 Due date: 22 July 2023

Calibration Condition

Temperature: $(23 \pm 3)^{\circ}\text{C}$
Relative Humidity: $(55 \pm 15)\%$

Calibration Procedure

The temperature calibration was done by In-House calibration method as WI-CL-001 according to comparison method with standard digital temperature indicator and standard temperature probe. The temperature scale use was based on ITS-90.

Traceability

The measurement results are traceable to the international system of units (SI) through National Institute of Metrology Thailand (NIMT) Certificate number: TT-0034-22, Certificate number: ER-0092-22

REVIEW BY	<i>Mangkom P.</i>
APPROVED BY	<i>[Signature]</i>
NEXT CAL DATE	29/8/23

Calibrated by

- ☐ Mr. Sorawit Thachalad
☒ Miss Jitraporn Lertsomphol

Approved Signatory: *[Signature]*

Mr. Parinya Booncharoen
Calibration Department Manager



Result of Calibration: ☒ Without Adjustment ☐ With Adjustment

Calibration Range: 20 – 40 °C

Function:

Table 1: This equipment was connected with wet bulb probe Model: HP3201.2 S/N: 17015112.
Dimension: Diameter 14 mm. Length 170 mm.

<u>Immersion</u> <u>Depth</u> (mm)	<u>Standard</u> <u>Reading</u> (°C)	<u>UUC</u> <u>Reading</u> (°C)	<u>Error</u> (°C)	<u>Uncertainty</u> (°C)
30	20.044	20.0	0.0	0.099
30	25.038	25.0	-0.1	0.14
30	30.032	29.9	-0.1	0.099
30	35.025	34.9	-0.1	0.099
30	40.019	39.9	-0.1	0.099

Table 2: This equipment was connected with temperature probe Model: TP3207.2 S/N: 15033222.
Dimension: Diameter 14 mm. Length 150 mm.

<u>Immersion</u> <u>Depth</u> (mm)	<u>Standard</u> <u>Reading</u> (°C)	<u>UUC</u> <u>Reading</u> (°C)	<u>Error</u> (°C)	<u>Uncertainty</u> (°C)
70	20.044	20.2	0.2	0.099
70	25.038	25.0	0.0	0.099
70	30.032	29.8	-0.2	0.099
70	35.025	34.6	-0.4	0.099
70	40.018	39.4	-0.6	0.099

Table 3: This equipment was connected with Globe thermometer probe Model: TP3276.2 S/N: 15028482.
Dimension: Diameter 8 mm. Length 170 mm.

<u>Immersion</u> <u>Depth</u> (mm)	<u>Standard</u> <u>Reading</u> (°C)	<u>UUC</u> <u>Reading</u> (°C)	<u>Error</u> (°C)	<u>Uncertainty</u> (°C)
110	20.044	20.1	0.1	0.099
110	25.038	25.1	0.1	0.099
110	30.032	30.1	0.1	0.099
110	35.025	35.1	0.1	0.099
110	40.019	40.0	0.0	0.099

UUC* : Unit Under Calibration

The reported expanded uncertainty is based on standard uncertainty multiplied by a coverage factor $k=2$ providing a level of confidence of approximately 95%.

✱ End of Certificate ✱



CERTIFICATE OF CALIBRATION

Certificate No. : CL-134-65
Page 1 of 2

Equipment Name: Heat Stress Monitor
Manufacturer.: DeltaOHM
Model: HD32.2
Serial No: 15020735
ID No: RYG_FS0231

Customer

Name: ALS laboratory group (thailand) Co.,Ltd.
Address: 104 Phatthanakan 40, Phatthanakan Rd.,Khwaeng Suan Luang, Khet Suan Luang,Bangkok 10250 Thailand.

Received date: 27 Jul 2022

Calibration date: 3 Aug 2022

Issue date: 8 Aug 2022

Reference Used During Calibration

1.Standard Temperature Probe Model: STS-100 A500,
Serial No.: 667682-09, Due date: 23 Mar 2023
2.Digital Temperature Indicator Model: DTI-1000-A MK II,
Serial No.: 671407-00591 Due date: 04 June 2022

Calibration Condition

Temperature: $(23 \pm 3)^\circ\text{C}$
Relative Humidity: $(55 \pm 15)\%$

Calibration Procedure

The temperature calibration was done by In-House calibration method as WI-CL-001 according to comparison method with standard digital temperature indicator and standard temperature probe. The temperature scale use was based on ITS-90.

Traceability

The measurement results are traceable to the international system of units (SI) through National Institute of Metrology Thailand (NIMT) Certificate number: TT-0034-22, Certificate number: ER-0032-21

REVIEW BY	<i>Parinya P.</i>
APPROVED BY	<i>[Signature]</i>
NEXT CAL. DATE	3/8/23

Calibrated by

- ☐ Mr. Sorawit Thachalad
☒ Miss Jitraporn Lertsomphol



Approved Signatory:

[Signature]
Mr. Parinya Booncharoen
Calibration Department Manager

Result of Calibration: ☒ Without Adjustment ☐ With Adjustment

Calibration Range: 20 – 40 °C

Function:

Table 1: This equipment was connected with wet bulb probe Model: HP3201.2 S/N: 15035050.
Dimension: Diameter 14 mm. Length 170 mm.

<u>Immersion</u> <u>Depth</u> (mm)	<u>Standard</u> <u>Reading</u> (°C)	<u>UUC</u> <u>Reading</u> (°C)	<u>Error</u> (°C)	<u>Uncertainty</u> (°C)
30	20.043	20.1	0.1	0.099
30	25.037	25.1	0.0	0.14
30	30.027	30.0	0.0	0.14
30	35.021	35.0	0.0	0.099
30	40.012	40.0	0.0	0.099

Table 2: This equipment was connected with temperature probe Model: TP3207.2 S/N: 15033221.
Dimension: Diameter 14 mm. Length 150 mm.

<u>Immersion</u> <u>Depth</u> (mm)	<u>Standard</u> <u>Reading</u> (°C)	<u>UUC</u> <u>Reading</u> (°C)	<u>Error</u> (°C)	<u>Uncertainty</u> (°C)
70	20.043	20.1	0.1	0.099
70	25.037	24.9	-0.1	0.099
70	30.028	29.7	-0.3	0.099
70	35.021	34.5	-0.5	0.099
70	40.011	39.5	-0.5	0.099

Table 3: This equipment was connected with Globe thermometer probe Model: TP3276.2 S/N: 17023218.
Dimension: Diameter 8 mm. Length 170 mm.

<u>Immersion</u> <u>Depth</u> (mm)	<u>Standard</u> <u>Reading</u> (°C)	<u>UUC</u> <u>Reading</u> (°C)	<u>Error</u> (°C)	<u>Uncertainty</u> (°C)
110	20.043	20.1	0.1	0.099
110	25.037	25.1	0.1	0.099
110	30.028	30.1	0.1	0.099
110	35.021	35.1	0.1	0.099
110	40.012	40.1	0.1	0.099

UUC* : Unit Under Calibration

The reported expanded uncertainty is based on standard uncertainty multiplied by a coverage factor k=2 providing a level of confidence of approximately 95%.

*** End of Certificate ***

CERTIFICATE OF CALIBRATION

Certificate No. : CL-035-66

Page 1 of 2

Equipment Name: Heat Stress Monitor
Manufacturer.: Delta OHM
Model: HD32.2
Serial No: 15006713
ID No: RYG_FS0218

Customer

Name: ALS laboratory group (thailand) Co., Ltd.
Address: 104 Phatthanakan 40, Phatthanakan Rd.,
Khwaeng Suan Luang, Khet Suan Luang, Bangkok
10250 Thailand.

Received date: 07 Feb 2023

Calibration date: 14 Feb 2023

Issue date: 14 Feb 2023

Reference Used During Calibration

1. Standard Temperature Probe Model: STS-100 A500,
Serial No.: 667682-09, Due date: 23 Mar 2023
2. Digital Temperature Indicator Model: DTI-1000-A MK
II, Serial No.: 671407-00591 Due date: 22 July 2023

Calibration Condition

Temperature: $(23 \pm 3)^{\circ}\text{C}$
Relative Humidity: $(55 \pm 15)\%$

Calibration Procedure

The temperature calibration was done by In-House
calibration method as WI-CL-001 according to
comparison method with standard digital temperature
indicator and standard temperature probe. The
temperature scale use was based on ITS-90.

Traceability

The measurement results are traceable to the
international system of units (SI) through National
Institute of Metrology Thailand (NIMT) Certificate
number: TT-0034-22, Certificate number: ER-0092-
22

REVIEW BY	<i>Wanakorn P</i>
APPROVED BY	<i>[Signature]</i>
NEXT CAL DATE	14/2/24

Calibrated by

- ☐ Mr. Sorawit Thachalad
☒ Miss Jitraporn Lertsomphol



Approved Signatory:

[Signature]
Mr. Parinya Booncharoen
Calibration Department Manager

Result of Calibration: ☒ Without Adjustment ☐ With Adjustment

Calibration Range: 20 – 40 °C

Function:

Table 1: This equipment was connected with wet bulb probe Model: HP3201.2 S/N: 22035270.
Dimension: Diameter 14 mm. Length 170 mm.

<u>Immersion</u> <u>Depth</u> (mm)	<u>Standard</u> <u>Reading</u> (°C)	<u>UUC</u> <u>Reading</u> (°C)	<u>Error</u> (°C)	<u>Uncertainty</u> (°C)
60	20.063	20.1	0.0	0.099
60	25.059	25.1	0.0	0.099
60	30.051	30.1	0.0	0.099
60	35.050	35.1	0.1	0.099
60	40.048	40.2	0.2	0.099

Table 2: This equipment was connected with temperature probe Model: TP3207.2 S/N: 15015499.
Dimension: Diameter 14 mm. Length 150 mm.

<u>Immersion</u> <u>Depth</u> (mm)	<u>Standard</u> <u>Reading</u> (°C)	<u>UUC</u> <u>Reading</u> (°C)	<u>Error</u> (°C)	<u>Uncertainty</u> (°C)
70	20.063	20.3	0.2	0.099
70	25.059	25.1	0.0	0.099
70	30.051	30.0	-0.1	0.099
70	35.051	34.9	-0.2	0.099
70	40.048	39.8	-0.2	0.099

Table 3: This equipment was connected with Globe thermometer probe Model: TP3276.2 S/N: 22035462.
Dimension: Diameter 8 mm. Length 170 mm.

<u>Immersion</u> <u>Depth</u> (mm)	<u>Standard</u> <u>Reading</u> (°C)	<u>UUC</u> <u>Reading</u> (°C)	<u>Error</u> (°C)	<u>Uncertainty</u> (°C)
110	20.063	20.1	0.0	0.099
110	25.059	25.1	0.0	0.099
110	30.051	30.2	0.1	0.099
110	35.051	35.2	0.1	0.099
110	40.048	40.2	0.2	0.099

UUC* : Unit Under Calibration

The reported expanded uncertainty is based on standard uncertainty multiplied by a coverage factor k=2 providing a level of confidence of approximately 95%.

✱ End of Certificate ✱



CERTIFICATE OF CALIBRATION

Certificate No. : CL-036-66
Page 1 of 2

Equipment Name: Heat Stress Monitor
Manufacturer.: Delta OHM
Model: HD32.2
Serial No: 15006714
ID No: RYG_FS0219

Customer

Name: ALS laboratory group (thailand) Co., Ltd.
Address: 104 Phatthanakan 40, Phatthanakan Rd.,
Khwaeng Suan Luang, Khet Suan Luang, Bangkok
10250 Thailand.

Received date: 07 Feb 2023
Calibration date: 14 Feb 2023
Issue date: 14 Feb 2023

Reference Used During Calibration

1. Standard Temperature Probe Model: STS-100 A500,
Serial No.: 667682-09, Due date: 23 Mar 2023
2. Digital Temperature Indicator Model: DTI-1000-A MK
II, Serial No.: 671407-00591 Due date: 22 July 2023

Calibration Condition

Temperature: $(23 \pm 3)^{\circ}\text{C}$
Relative Humidity: $(55 \pm 15)\%$

Calibration Procedure

The temperature calibration was done by In-House
calibration method as WI-CL-001 according to
comparison method with standard digital temperature
indicator and standard temperature probe. The
temperature scale use was based on ITS-90.

Traceability

The measurement results are traceable to the
international system of units (SI) through National
Institute of Metrology Thailand (NIMT) Certificate
number: TT-0034-22, Certificate number: ER-0092-
22

REVIEW BY	<i>Manakorn P.</i>
APPROVED BY	<i>[Signature]</i>
NEXT CAL. DATE	14/2/24

Calibrated by

- ☐ Mr. Sorawit Thachalad
☒ Miss Jitraporn Lertsomphol



Approved Signatory:

[Signature]
Mr. Parinya Booncharoen
Calibration Department Manager

Result of Calibration: ☒ Without Adjustment ☐ With Adjustment

Calibration Range: 20 – 40 °C

Function:

Table 1: This equipment was connected with wet bulb probe Model: HP3201.2 S/N: 22035263.
Dimension: Diameter 14 mm. Length 170 mm.

<u>Immersion</u> <u>Depth</u> (mm)	<u>Standard</u> <u>Reading</u> (°C)	<u>UUC</u> <u>Reading</u> (°C)	<u>Error</u> (°C)	<u>Uncertainty</u> (°C)
60	20.062	20.4	0.3	0.099
60	25.060	25.4	0.3	0.099
60	30.051	30.4	0.3	0.099
60	35.050	35.4	0.3	0.099
60	40.048	40.4	0.4	0.099

Table 2: This equipment was connected with temperature probe Model: TP3207.2 S/N: 15015491.
Dimension: Diameter 14 mm. Length 150 mm.

<u>Immersion</u> <u>Depth</u> (mm)	<u>Standard</u> <u>Reading</u> (°C)	<u>UUC</u> <u>Reading</u> (°C)	<u>Error</u> (°C)	<u>Uncertainty</u> (°C)
70	20.062	20.5	0.4	0.099
70	25.060	25.3	0.2	0.099
70	30.051	30.2	0.1	0.099
70	35.050	35.1	0.0	0.099
70	40.048	40.1	0.1	0.099

Table 3: This equipment was connected with Globe thermometer probe Model: TP3276.2 S/N: 17023217.
Dimension: Diameter 8 mm. Length 170 mm.

<u>Immersion</u> <u>Depth</u> (mm)	<u>Standard</u> <u>Reading</u> (°C)	<u>UUC</u> <u>Reading</u> (°C)	<u>Error</u> (°C)	<u>Uncertainty</u> (°C)
110	20.062	20.3	0.2	0.099
110	25.060	25.3	0.2	0.099
110	30.051	30.3	0.2	0.099
110	35.050	35.3	0.2	0.099
110	40.048	40.3	0.3	0.099

UUC* : Unit Under Calibration

The reported expanded uncertainty is based on standard uncertainty multiplied by a coverage factor k=2 providing a level of confidence of approximately 95%.

*** End of Certificate ***





TECHNOLOGY PROMOTION ASSOCIATION (THAILAND-JAPAN)
CORPORATE SERVICES 3: EQUIPMENT CALIBRATION AND TESTING SERVICES
534/4 PATTANAKARN ROAD SOI 18, SUANLUANG, SUANLUANG BANGKOK 10250
TEL. 0-2717-3000-27 FAX. 0-2719-9484

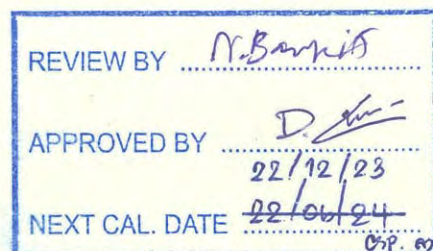


Cert.No.: 22CH1733

Page.: 1 of 3

Certificate of Calibration

Equipment :	pH Meter
Manufacturer :	Mettler Toledo
Model :	SevenExcellence
Serial No. :	B834291445
ID No. :	RYG_EN0152
Condition As-Received:	Used Item
Received Date :	21 December 2022
Calibration Date :	22 December 2022
Reference :	2212-0602DSC-1
Submitted by :	ALS Laboratory Group (Thailand) Co.,Ltd. Rayong Branch 616/10 Moo 5 T.Maenam Khu, A.Pluakdaeng, Rayong 21140, Thailand
Ambient Temperature :	(25 ± 2.5) °C
Relative Humidity :	(50 ± 15) %
Calibration Procedure :	In - house method : - CP-CH5 by direct measurement with standard voltage calibrator and direct measurement with certified reference material (CRM) - CP-CH8 by comparison with standard thermometer



Calibrated by : Warakorn Lerngagtrakul

Approved by :

Malu.

Approved Signatory

- (☒) Malee Butkruea
(☐) Saithip Meangmai
(☐) Warakorn Lerngagtrakul

Issue Date : 26 December 2022

The Uncertainties are for a confidence probability of approximately 95%

This certificate may not be reproduced other than in full, except with the prior written
Approval of the head of Corporate Services 3 : Equipment Calibration and Testing Services.



Cert.No.: 22CH1733

Page.: 2 of 3

Condition of this calibration result

1. Reference Standard Instrument : -

<u>Instrument</u>	<u>Serial No.</u>	<u>ID No.</u>	<u>Cert. No.</u>	<u>Due Date</u>
1) Document Process Calibrator	54030049	130RC116	22E2769	24 Aug 2023
2) Ref. Standard Thermometer	4982054	110RC044	22I1306	27 Oct 2023

This certification is traceable to the International System of Unit maintained at:-

- Traceable to National Institute of Metrology (Thailand), NIMT

2. Certified Reference Materials : The measurement results are traceable to SI through CPA chem Ltd.,
ANSI-ASQ National Accreditation Board, Accredited No. AR-1835

<u>Buffer Solution</u>	<u>Manufacturer</u>	<u>Lot No.</u>	<u>Exp. date</u>
pH 4.008	CPA chem	826588	09 July 2024
pH 6.987	CPA chem	823322	20 June 2023
pH 10.008	CPA chem	826590	09 July 2023

3. This certificate is valid only to the item calibrated on date and place of calibration.

Calibration Results

Function : mV Measurement

Performing standard curve by Fluke at pH (4,7,10)

Unit Under Calibration	Nominal Value	Standard Voltage Input	Actual Reading		Uncertainty of Measurement (±mV)	Coverage factor <i>k</i>
	pH	mV	mV	pH		
pH Meter S/N.: B834291445	4.000	177.48	177.3	4.000	0.058	2.00
	7.000	0.00	-0.1	7.000	0.058	2.00
	10.000	-177.48	-177.5	10.000	0.058	2.00

Malu



Cert.No.: 22CH1733

Page.: 3 of 3

Calibration Results**Function : pH Measurement**

Performing three buffers standard curve by using buffer nominal pH (4,7,10)

Unit Under Calibration	Standard pH Buffer Solution	Actual pH Reading	Actual mV Reading (mV)	Uncertainty of pH measurement (\pm)	Coverage factor k
pH Electrode	4.008	4.011	185.2	0.0052	2.06
S/N.: 1475518	6.987	6.990	10.4	0.0088	2.00
	10.008	10.014	-166.5	0.0072	2.00

Function : Temperature Measurement**(*) Without adjustment**

This equipment was connected with Temperature Probe;

- Model : InLab Expert Pro-ISM

- Serial No. : 1475518

Dimension of probe;

- Length : 120 mm.

- Diameter : 12 mm.

- Immersion Depth : 100 mm.

Calibration Point ($^{\circ}\text{C}$)	Standard Temperature ($^{\circ}\text{C}$)	UUC* Reading ($^{\circ}\text{C}$)	Error ($^{\circ}\text{C}$)	Uncertainty of measurement (\pm $^{\circ}\text{C}$)	Coverage factor k
25.0	25.001	24.9	-0.101	0.13	2.00

Remark : - UUC* = Unit Under Calibration

The reported uncertainty of measurement was based on a standard uncertainty multiplied by a coverage factor k , providing a level of confidence of approximately 95 %.

-o0o-

Malu



TECHNOLOGY PROMOTION ASSOCIATION (THAILAND-JAPAN)
CORPORATE SERVICES 3: EQUIPMENT CALIBRATION AND TESTING SERVICES
534/4 PATTANAKARN ROAD SOI 18, SUANLUANG, SUANLUANG, BANGKOK 10250
TEL. 0-2717-3000-24 FAX. 0-2719-9484



Certificate of Calibration

Certificate No. : 22E4098

Page : 1 of 2

Equipment : pH Meter
Manufacturer: Mettler Toledo
Model : SevenExcellence
Serial No.: B834291445
ID No.: RYG_EN0152
Condition As-Received: Used Item
Received Date: 21 December 2022
Calibration Date: 23 December 2022

This certificate may not be reproduced other than in full,
except with the prior written approval of the head of
Corporate Services 3: Equipment Calibration and Testing Services.

Reference: 2212-0602DSC
Ambient Temperature: (23 ± 2) °C
Relative Humidity: (50 ± 10) %

Submitted by: ALS Laboratory Group (Thailand) Co.,Ltd. Rayong Branch
616/10 Moo 5, T.Maenam Khu, A.Pluakdaeng,
Rayong 21140, Thailand

Procedure used: Calibration were conducted using In-house calibration Procedure CP-E17 According to direct measurement method with Multi-Product Calibrator.

Condition of this result of calibration

1.Reference standards instruments :

<u>Instrument</u>	<u>Model</u>	<u>Serial No.</u>	<u>Certificate No.</u>	<u>Due Date</u>
1) Multi-Product Calibrator	5500A	6315011	22E1431	05 May 2023

2.This result of calibration was made on requested at the point specified by customer.

3.The certificate is valid only to the item calibrated on date and place of calibration.

4.This Certification is traceable to the International System of Unit maintained at:-

-National Institute of Metrology Thailand (NIMT)

Calibrated by : Wutchareeporn Wongchutikrane
Issue Date : 26 December 2022

Approved Signatory :

☒ Phalinee Prabpaipal

[] Nuntawat Khamchai

[] Pornthippa Tameyakul

B 0304803



Cert. No.: 22E4098

Page.: 2 of 2

Result of calibration :- (*) Without adjustment () After adjustment

Function:	DC voltage measuremer	Range:	2000	mV	
<u>Standard Value</u>	<u>UUC* Reading</u>	<u>Error</u>	<u>Uncertainty</u>		
(mV)	(mV)	(mV)	($\pm \mu V$)		
-200.0000	-200.0	0.0	72		
-150.0000	-150.0	0.0	69		
-100.0000	-100.0	0.0	65		
-50.0000	-50.0	0.0	62		
0.0000	0.0	0.0	58		
50.0000	50.0	0.0	62		
100.0000	100.0	0.0	65		
150.0000	150.0	0.0	69		
200.0000	199.9	-0.1	72		

The reported uncertainty of measurement was based on a standard uncertainty multiplied by a coverage factor $k=2$, providing a level of confidence of approximately 95 %

*UUC= Unit Under Calibration.

-o0o-

ag ✓

a 1140616



TECHNOLOGY PROMOTION ASSOCIATION (THAILAND-JAPAN)
CORPORATE SERVICES 3 : EQUIPMENT CALIBRATION AND TESTING SERVICES


534/4 PATTANAKARN ROAD SOI 18, SUANLUANG, SUANLUANG BANGKOK 10250

TEL. 0-2717-3000 FAX. 0-2719-9484

Cert.No.: 22TW34

Page.: 1 of 2

Certificate of Testing

Equipment :	DO Meter
Manufacturer :	YSI
Model :	5000-115V
Serial No. :	15E102796
ID No. :	RYG_EN0032
Received Date :	11 February 2022
Test Date :	14 February 2022
Reference :	2202-0404DSC-4
Submitted by :	ALS Laboratory Group (Thailand) Co.,Ltd. (Rayong Branch) 616/10 Moo 5 T.Maenam Khu, A.Pluakdaeng, Rayong 21140, Thailand
Laboratory Condition :	Temperature (25 ± 5) °C Humidity (50 ± 20) %
Test Procedure :	In - house method : CP-CH9 by Comparison Technique with Azide Modification Method
Tested by :	Walalak Sirithean
Approved by :	 Approved Signatory
() Malee Butkruea	
(<input checked="" type="checkbox"/>) Saithip Meangmai	
() Warakorn Lerngagtrakul	
Issue Date :	18 February 2022

REVIEW BY	<u>N. Bannit</u>
APPROVED BY	<u>D. Chai</u>
NEXT CAL. DATE	<u>15/8/23</u>



Cert.No.: 22TW34

Page.: 2 of 2

Result : Dissolved Oxygen Meter Adjustment With Air 100 %

Dissolved Oxygen Probe No.: 15E100464

Titration Method (Azide Modification Method) (mg/L)	DO Meter Reading (mg/L)	Standard Deviation (mg/L)
8.02	8.02	0.0084

This report was certified only for the instrument we tested. It is allowable to use for study the system efficiency, The environmental impact control and present to organization it may concerned Intend to use for advertising and referral purpose is prohibited. This report may not be reproduced other in full, without written approval of the laboratory

-o0o-

Saithip

a 1094744



TECHNOLOGY PROMOTION ASSOCIATION (THAILAND-JAPAN)
CORPORATE SERVICES 3: EQUIPMENT CALIBRATION AND TESTING SERVICES
534/4 PATTANAKARN ROAD SOI 18, SUANLUANG, SUANLUANG BANGKOK 10250
TEL. 0-2717-3000-27 FAX. 0-2719-9484



Cert. No.: 22LM12

Page.: 1 of 2

Certificate of Calibration

Equipment : DO Meter with Sensor

Manufacturer : YSI

Model : 5000-115V

Serial No. : 15E102796

ID No. : RYG_EN0032

Submitted by : ALS Laboratory Group (Thailand) Co.,Ltd. (Rayong Branch)
616/10 Moo 5 T.Maenam Khu, A.Pluakdaeng,
Rayong 21140, Thailand

Location : TPA On Site Calibration Laboratory

Received Order : 11 February 2022

Calibrated Date : 21 February 2022

Ambient Temperature : (26 ± 10) °C

Relative Humidity : (50 ± 30) %

AC Line Voltage : (220 ± 22) V

Calibrated by : Kunchit Promprat

Approved by : Malee Butkruea
Approved Signatory

() Pornthippa Tameyakul
(✓) Malee Butkruea
() Suwit Imjai

Issue Date : 21 February 2022

The Uncertainties are for a confidence probability of approximately 95%

This certificate may not be reproduced other than in full, except with the prior written
Approval of the head of Corporate Services 3 : Equipment Calibration and Testing Services.

A 0038008



Equipment : DO Meter with Sensor

Condition As-Received : Used Item

Reference : 2202-0404DSC-5

Cert. No.: 22LM12

Page.: 2 of 2

Procedure Used :-

Calibration were conducted using in-house calibration procedure CP-OT01 according to comparison with Industrial Platinum Resistance Thermometer (IPRT) into Temperature Bath.

The temperature scale used was based on ITS-90.

Condition of this result of calibration

1. Reference standard instrument:-

<u>Instrument</u>	<u>Model</u>	<u>Serial No.</u>	<u>Cert. No.</u>	<u>Due Date</u>
1) Digital Thermometer	1523	2188080	2111273	22 Nov 2022

2. This certificate is valid only to the item calibrated on date and place of calibration.

3. This certification is traceable to the International System of Unit.

Result of Calibration :- (*) Without Adjustment

Function : Temperature measurement.

This instrument was connected with temperature sensor, S/N.: 15E100464

<u>Calibration Point</u> (°C)	<u>Immersion Depth</u> (mm)	<u>Standard Temperature</u> (°C)	<u>UUC* Reading</u> (°C)	<u>Error</u> (°C)	<u>Uncertainty</u> (± °C)	<u>Coverage Factor</u> <i>k</i>
20.00	45	20.001	19.88	-0.121	0.15	2.00

UUC* : Unit Under Calibration

The reported uncertainty of measurement was based on a standard uncertainty multiplied by a coverage factor *k*, providing a level of confidence of approximately 95 %.

-o0o-

Mahu



TECHNOLOGY PROMOTION ASSOCIATION (THAILAND-JAPAN)
CORPORATE SERVICES 3: EQUIPMENT CALIBRATION AND TESTING SERVICES
534/4 PATTANAKARN ROAD SOI 18, SUANLUANG, SUANLUANG BANGKOK 10250
TEL. 0-2717-3000-27 FAX. 0-2719-9484



Cert. No.: 22TM317

Page.: 1 of 3

Certificate of Calibration

Equipment : Low Temp. Incubator

Manufacturer : Memmert

Model : IPP750

Serial No. : V818.0084

ID No. : RYG_EN0154

Submitted by : ALS Laboratory Group (Thailand) Co.,Ltd.
(Rayong Branch)
616/10 Moo 5 T.Maenam Khu,
A.Pluakdaeng, Rayong 21140, Thailand

Location : BOD Room

Received Order : 22 April 2022

Calibration Date : 22 April 2022

Ambient Temperature : (26 ± 10) °C

Relative Humidity : (50 ± 30) %

Calibrated by : Man Pattanapongpaiboon

REVIEW BY	<i>N. Banvit</i>
APPROVED BY	<i>D. [Signature]</i>
NEXT CAL. DATE	21/10/23

Approved by :

Manu

Approved Signatory

- () Pornthippa Tameyakul
(/) Malee Butkruea
() Suwit Imjai

Issue Date :

3 May 2022

The Uncertainties are for a confidence probability of approximately 95%

This certificate may not be reproduced other than in full, except with the prior written
Approval of the head of Corporate Services 3 : Equipment Calibration and Testing Services.

A 0040735



Equipment : Low Temp. Incubator

Condition As-Received : Used Item

Reference : 2204-0146OC-1

Cert. No.: 22TM317

Page.: 2 of 3

Procedure Used :-

Calibration were conducted using calibration procedure CP-OT02 according to direct measurement

The temperature scale used was based on ITS-90.

Condition of this result of calibration

1. Reference standard instrument:-

Instrument	Model	Serial No.	Cert. No.	Due Date
1) Data Acquisition	34970A	MY44031769	21LM12	02 Sep 2022

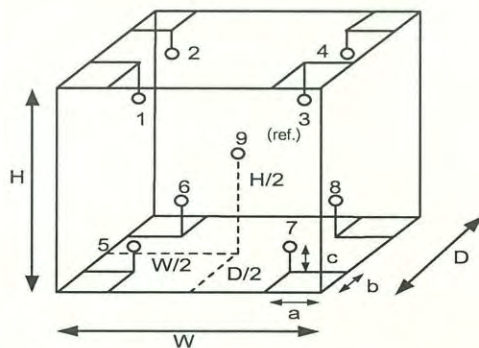
2. This certificate is valid only to the item calibrated on date and place of calibration.

3. This certification is traceable to the International System of Unit.

Result of Calibration :- (*) Without Adjustment

Function of UUC* : Temperature Source

Fresh air setting : Close



Environment during calibration		
	Beginning	Finished
Temp. (°C)	25	25
REL.Humid. (%)	54	58
AC Supply (Volt)	221	223

Probe Installation Details :

a = 10 cm
b = 10 cm
c = 10 cm

Dimension of Chamber :

D = 0.60 m
W = 1.0 m
H = 1.2 m
Capacity = 0.75 m³

Position :	Ref. Std. ID No.:
1	9RTD-2/1
2	9RTD-2/2
3	9RTD-2/3
4	9RTD-2/4
5	9RTD-2/5
6	9RTD-2/6
7	9RTD-2/7
8	9RTD-2/8
9 (ref.)	9RTD-2/9

Malu



Equipment : Low Temp. Incubator
Condition As-Received : Used Item
Reference : 2204-0146OC-1
Result of Calibration :- (*) Without Adjustment

Cert. No.: 22TM317

Page.: 3 of 3

Function of UUC* : Temperature Source

Fresh air setting : Close

Calibration Point (°C)	UUC* Setting (°C)	UUC* Reading (°C)	Temperature stability (± °C)	Temperature uniformity (°C)	Overall Variation (°C)	Uncertainty (± °C)	Coverage Factor <i>k</i>
20.0	20.0	20.0	0.022	0.20	0.22	0.30	2

Calibration Point (°C)	Measured Temperature (°C)								
	Position								
	1	2	3	4	5	6	7	8	9 (ref.)
20.0	20.209	20.174	20.199	20.110	20.075	20.062	20.027	20.069	20.030

Average* : The average of 30 values in each position.

Temperature stability : One-half of the greatest maximum difference of measured temperature at any one sensor.

Temperature uniformity : The maximum difference of measured temperatures at any sensors and the measured temperature at the reference location which are observed at the same time or at as close an observation time as possible to determine the temperature pattern or homogeneity within the chamber under steady-state conditions.

Overall Variation : The Difference of the maximum and minimum measured temperatures throughout observation.

UUC* : Unit Under Calibration

Note : The reported uncertainty of measurement was included stability and excluded uniformity .

The reported uncertainty of measurement was based on a standard uncertainty multiplied by a coverage factor *k*, providing a level of confidence of approximately 95 %.

-o0o-

Malu

Sartorius (Thailand) Co., Ltd.

129 Rama 9 Road, Huaykwang, Huaykwang, Bangkok 10310

Tel: +66 2643 8361-6, e-mail: service.thailand@sartorius.com



NSC-TISI-TIS 17025

CALIBRATION 0426

SARTORIUS

REVIEW BY	Thavitall.
APPROVED BY	D. [Signature]
NEXT CAL. DATE	01/03/24

Certificate of Calibration

Model Number :	MSE224S-100-DU	Certificate No. :	23BCI0112
Description :	Analytical Balance	Issued Date :	Friday, March 03, 2023
Serial Number :	0026207038	Reference No. :	204833
ID No. :	RYG_EN0002		
Manufacturer :	Sartorius	Page No. :	1 Of 2

Customer Name : ALS Laboratory Group (Thailand) Co., Ltd. (Rayong Branch)
616/10 Moo 5 T.Maenam Khu, A.Pluak Daeng, Rayong 21140, Thailand.

Calibrated Place : ALS Laboratory Group (Thailand) Co., Ltd.(Balance Room)
616/10 Moo 5 T.Maenam Khu, A.Pluakdaeng, Rayong.21140, Thailand.

Calibrated By :	Mr.Chonchai Inthana	Calibration
Calibration Date :	Wednesday, March 01, 2023	Procedure No. : This calibration was conducted by
		Using in-house calibration procedure number (WI-003)
		Based on UKAS LAB 14 : 2019

Metrological data :

Capacity :	220	g	Readability :	0.0001	g	Ambients Conditions:
						Temperature :
						23.6 °C
						±
						5.0 °C
						Humidity :
						60.0 % RH
						±
						10.0 % RH
						Pressure
						±

Reasons for calibration

☐ New Installation ☐ Service / Repaired ☒ Re-calibration/ Maintenance

Equipment Condition: ☒ Good Operate ☐ Fair

Measurement Method UKAS Publication Ref :Lab 14

The measurement uncertainty stated is the expended uncertainty which is obtained from the standard uncertainty multiplied by the coverage factor (k=2) to provide a level of confidence of approximately 95%. It is determined in accordance with the Guide to Expression of Uncertainty in Measurement (GUM). The calibration certificate documents the traceability to National Standards, which realise the unit of measurement according to the International Standard System of Units (SI). Report of Tolerance came form list of Sartorius Metrological Specifications.

Traceability:

Model Number	Description	Traceability	Certificate No.	Due Date
YCS011-522-00	Sartorius weight set 1mg - 5000g E2,YCS011-522-00	SPC-RT	C02212565	14-Sep-2023
MHB-382SD	Humidity/Barometer/Temp Lutron MHB-382SD	DKSH	C19220444	5-Sep-2023

This certificate relate and apply this equipment only.

This certificate may not be reproduced other than in full except with the prior written approval of the Verification Operation Division Sartorius (Thailand) Co., Ltd.

Mr.chonchai Inthana(Technical Manager)

S
T
A
M
P

Certificate of Calibration

Model Number : MSE224S-100-DU

Certificate No. : 23BCI0112

Description : Analytical Balance

Issued Date : Friday, March 03, 2023

Serial Number : 0026207038

Reference No. : 204833

ID No. : RYG_EN0002

Manufacturer : Sartorius

Page No. : 2 of 2

Calibration Results : Without Adjustment

Repeatability

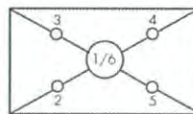
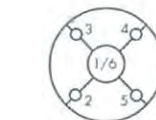
The reproducibility is the ability of a weighing instrument to display nearly identical readouts under constant test conditions when the same load within a measurement series is placed repeatedly on the weighing pan in the same manner. The standard deviation is used to express reproducibility quantitatively.

Nominal Value : (Low Load)	20.0000	199.9999
20 g	20.0000	200.0000
Tolerance	20.0000	199.9999
0.0001 g	20.0000	200.0000
	20.0000	199.9999
Nominal Value : (High Load)	20.0000	199.9999
200 g	19.9999	200.0000
Tolerance	20.0000	200.0000
0.0001 g	20.0000	199.9999
	20.0000	200.0000
Standard Deviation	0.00003	0.00005

Eccentricity (Off-center loading error)

The off-center loading error is yielded by the difference between the readout of the load, i.e. 1/3 or 1/4 of maximum capacity, placed in the middle of the weighing pan and between each of four additional measurement points (positions defined according to OIML R76).

Nominal value : 100 g
Tolerance 0.0004 g



	Difference
1	—
2	-0.0001
3	-0.0001
4	0.0001
5	0.0002
6	-

Linearity

The linearity, also called linearity error. Describes the deviation of the characteristic curve of a weighing instrument from the linear slope.

Tolerance 0.0002 g

Nominal Value (g)	Conventional Mass Value (g)	Displayed Value (g)	Deviation (g)	Uncertainty (g)
0.01	0.0100	0.0100	0.0000	0.00014
0.05	0.0500	0.0500	0.0000	0.00014
0.1	0.1000	0.1000	0.0000	0.00014
0.5	0.5000	0.5000	0.0000	0.00014
1	1.0000	1.0000	0.0000	0.00014
5	5.0000	5.0000	0.0000	0.00014
10	10.0000	10.0001	0.0001	0.00014
20	20.0000	20.0000	0.0000	0.00024
50	50.0000	50.0000	0.0000	0.00015
100	100.0000	99.9999	-0.0001	0.00019
200	200.0000	200.0000	0.0000	0.00032

End of Report.



TECHNOLOGY PROMOTION ASSOCIATION (THAILAND-JAPAN)
CORPORATE SERVICES 3: EQUIPMENT CALIBRATION AND TESTING SERVICES
534/4 PATTANAKARN ROAD SOI 18, SUANLUANG, SUANLUANG BANGKOK 10250
TEL. 0-2717-3000-27 FAX. 0-2719-9484



Cert. No.: 22TM1517

Page : 1 of 3

Certificate of Calibration

Equipment :	Hot Air Oven
Manufacturer :	Memmert
Model :	UFE 500
Serial No. :	G511.1572
ID No. :	RYG_EN0010
Submitted by :	ALS Laboratory Group (Thailand) Co.,Ltd. (Rayong Branch) 616/10 Moo 5 T. Maenam Khu, A. Pluakdaeng, Rayong 21140 Thailand
Location :	Oven Room
Received Order :	20 October 2022
Calibration Date :	20 October 2022
Ambient Temperature :	(26 ± 10) °C
Relative Humidity :	(50 ± 30) %
Calibrated by :	Man Pattanapongpaiboon

REVIEW BY	Thanitall
APPROVED BY	D. [Signature]
NEXT CAL. DATE	20/04/24

Approved by :

Malu

Approved Signatory

- () Pornthippa Tameyakul
(✓) Malee Butkruea
() Suwit Imjai

Issue Date :

2 November 2022

The Uncertainties are for a confidence probability of approximately 95%

This certificate may not be reproduced other than in full, except with the prior written
Approval of the head of Corporate Services 3 : Equipment Calibration and Testing Services.



Equipment : Hot Air Oven
 Condition As-Received : Used Item
 Reference : 2210-0376OC-2

Cert. No.: 22TM1517
 Page : 2 of 3

Procedure Used :-

Calibration were conducted using calibration procedure CP-OT02 according to direct measurement method with Data Acquisition which connected with Resistance Temperature Detector (RTD) and Thermocouple Type T.

The temperature scale used was based on ITS-90.

Condition of this result of calibration

1. Reference standard instrument:-

Instrument	Model	Serial No.	Cert. No.	Due Date
1) Data Acquisition	34972A	MY49023932	22LM97	29 Jul 2023

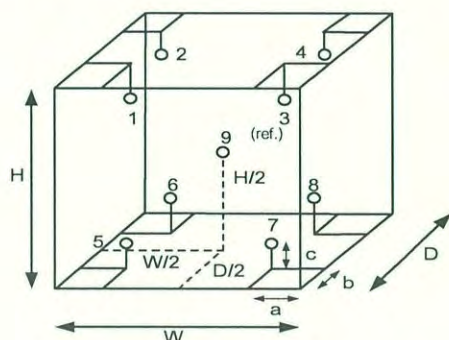
2. This certificate is valid only to the item calibrated on date and place of calibration.

3. This certification is traceable to the International System of Unit.

Result of Calibration :- (*) Without Adjustment

Function of UUC* : Temperature Source

Fresh air setting : Close



Environment during calibration		
	Beginning	Finished
Temp. (°C)	25	25
REL.Humid. (%)	54	59
AC Supply (Volt)	223	225

Ref. Std. ID No.: @ Calibration Point

Position :	(180) °C	(104) °C
1	21-16TC-01	20-16RTD-01
2	21-16TC-02	20-16RTD-02
3	21-16TC-03	20-16RTD-03
4	21-16TC-04	20-16RTD-04
5	21-16TC-05	22-16RTD-05
6	21-16TC-06	20-16RTD-06
7	21-16TC-07	20-16RTD-07
8	21-16TC-08	22-16RTD-08
9 (ref.)	21-16TC-09	22-16RTD-09

Probe Installation Details :

a = 5.0 cm
 b = 5.0 cm
 c = 5.0 cm

Dimension of Chamber :

D = 0.40 m
 W = 0.56 m
 H = 0.48 m
 Capacity = 0.11 m³

Malu



Equipment : Hot Air Oven
Condition As-Received : Used Item
Reference : 2210-0376OC-2
Result of Calibration :- (*) Without Adjustment
Function of UUC* : Temperature Source
Fresh air setting : Close

Cert. No.: 22TM1517

Page : 3 of 3

Calibration Point (°C)	UUC* Setting (°C)	UUC* Reading (°C)	Temperature stability (± °C)	Temperature uniformity (°C)	Overall Variation (°C)	Uncertainty (± °C)	Coverage Factor <i>k</i>
104.0	104.0	104.0	0.076	0.52	0.60	0.42	2
180.0	180.0	180.0	0.13	0.88	1.2	1.1	2

Calibration Point (°C)	Measured Temperature (°C)								
	Position								
	1	2	3	4	5	6	7	8	9 (ref.)
104.0	103.768	103.734	103.723	103.800	104.215	104.131	104.132	103.740	103.747
180.0	179.723	179.359	179.439	179.489	180.361	180.114	180.131	180.243	179.605

Average* : The average of 30 values in each position.

Temperature stability : One-half of the greatest maximum difference of measured temperature at any one sensor

Temperature uniformity : The maximum difference of measured temperatures at any sensors and the measured temperature at the reference location which are observed at the same time or at as close an observation time as possible to determine the temperature pattern or homogeneity within the chamber under steady-state conditions.

Overall Variation : The Difference of the maximum and minimum measured temperatures throughout observation

UUC* : Unit Under Calibration

Note : The reported uncertainty of measurement was included stability and excluded uniformity .

The reported uncertainty of measurement was based on a standard uncertainty multiplied by a coverage factor *k*, providing a level of confidence of approximately 95 %.

-o0o-

Malu .



TECHNOLOGY PROMOTION ASSOCIATION (THAILAND-JAPAN)
CORPORATE SERVICES 3: EQUIPMENT CALIBRATION AND TESTING SERVICES
534/4 PATTANAKARN ROAD SOI 18, SUANLUANG, SUANLUANG BANGKOK 10250
TEL. 0-2717-3000-27 FAX. 0-2719-9484



Cert. No.: 22TM1492

Page : 1 of 3

Certificate of Calibration

Equipment :	Hot Air Oven
Manufacturer :	Memmert
Model :	UM 400
Serial No. :	b495.0899
ID No. :	RYG_EN0006
Submitted by :	ALS Laboratory Group (Thailand) Co.,Ltd. (Rayong Branch) 616/10 Moo 5, T. Maenam Khu, A. Pluakdaeng, Rayong 21140, Thailand
Location :	Oven Room
Received Order :	20 October 2022
Calibration Date :	20 October 2022
Ambient Temperature :	(26 ± 10) °C
Relative Humidity :	(50 ± 30) %

Calibrated by : Preecha Hlahib

Approved by :

Malu.
Approved Signatory

- (☒) Pornthippa Tameyakul
(☒) Malee Butkruea
(☐) Suwit Imjai

Issue Date : 2 November 2022

The Uncertainties are for a confidence probability of approximately 95%

This certificate may not be reproduced other than in full, except with the prior written
Approval of the head of Corporate Services 3 : Equipment Calibration and Testing Services.



Equipment : Hot Air Oven
Condition As-Received : Used Item
Reference : 2210-0376OC-1

Cert. No.: 22TM1492

Page : 2 of 3

Procedure Used :-

Calibration were conducted using calibration procedure CP-OT02 according to direct measurement method with Data Acquisition which connected with Resistance Temperature Detector (RTD).

The temperature scale used was based on ITS-90.

Condition of this result of calibration

1. Reference standard instrument:-

Instrument	Model	Serial No.	Cert. No.	Due Date
1) Data Acquisition	34970A	MY44035217	21LM30	23 Dec 2022

2. This certificate is valid only to the item calibrated on date and place of calibration.

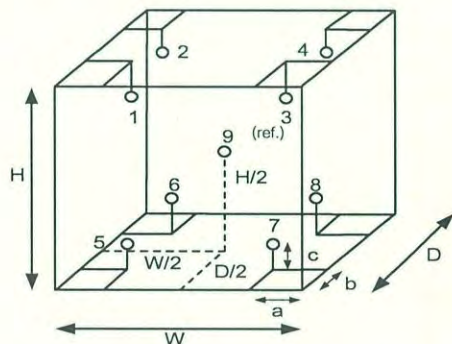
3. This certification is traceable to the International System of Unit.

Result of Calibration :- (*) Without Adjustment

Function of UUC* : Temperature Source

Fresh air setting : Close

Environment during calibration		
	Beginning	Finished
Temp. (°C)	28	29
REL.Humid. (%)	43	47
AC Supply (Volt)	220	221



Probe Installation Details :

a = 5.0 cm
b = 5.0 cm
c = 5.0 cm

Dimension of Chamber :

D = 0.33 m
W = 0.40 m
H = 0.40 m
Capacity = 0.053 m³

Position :	Ref. Std. ID No.:
1	18-10RTD-01
2	18-10RTD-02
3	18-10RTD-03
4	18-10RTD-04
5	18-10RTD-05
6	18-10RTD-06
7	18-10RTD-07
8	18-10RTD-08
9 (ref.)	18-10RTD-09

Malu .



Equipment : Hot Air Oven
Condition As-Received : Used Item
Reference : 2210-0376OC-1
Result of Calibration :- (*) Without Adjustment
Function of UUC* : Temperature Source
Fresh air setting : Close

Cert. No.: 22TM1492
Page : 3 of 3

Calibration Point (°C)	UUC* Setting (°C)	UUC* Reading (°C)	Temperature stability (± °C)	Temperature uniformity (°C)	Overall Variation (°C)	Uncertainty (± °C)	Coverage Factor <i>k</i>
70.0	70.0	70.0	0.079	0.47	0.77	0.42	2

Calibration Point (°C)	Measured Temperature (°C)								
	Position								
	1	2	3	4	5	6	7	8	9 (ref.)
70.0	70.262	69.995	70.079	70.177	70.664	70.039	70.688	70.149	70.328

Average* : The average of 30 values in each position.

Temperature stability : One-half of the greatest maximum difference of measured temperature at any one sensor.

Temperature uniformity : The maximum difference of measured temperatures at any sensors and the measured temperature at the reference location which are observed at the same time or at as close an observation time as possible to determine the temperature pattern or homogeneity within the chamber under steady-state conditions.

Overall Variation : The Difference of the maximum and minimum measured temperatures throughout observation.

UUC* : Unit Under Calibration

Note : The reported uncertainty of measurement was included stability and excluded uniformity .

The reported uncertainty of measurement was based on a standard uncertainty multiplied by a coverage factor *k*, providing a level of confidence of approximately 95 %.

-o0o-

Malu.



TECHNOLOGY PROMOTION ASSOCIATION (THAILAND-JAPAN)
CORPORATE SERVICES 3: EQUIPMENT CALIBRATION AND TESTING SERVICES
534/4 PATTANAKARN ROAD SOI 18, SUANLUANG, SUANLUANG BANGKOK 10250
TEL. 0-2717-3000-27 FAX. 0-2719-9484



Cert. No.: 22TM1491

Page : 1 of 3

Certificate of Calibration

Equipment :	Water Bath
Manufacturer :	Memmert
Model :	WNB22
Serial No. :	L513.0648
ID No. :	RYG_EN0061
Submitted by :	ALS Laboratory Group (Thailand) Co.,Ltd. (Rayong Branch) 616/10 Moo 5, T. Maenam Khu, A. Pluakdaeng, Rayong 21140, Thailand
Location :	Wet Chemistry Lab
Received Order :	20 October 2022
Calibration Date :	20 October 2022
Ambient Temperature :	(26 ± 10) °C
Relative Humidity :	(50 ± 30) %
Calibrated by :	Preecha Hlahib



Approved by :

Malee

Approved Signatory

- () Pornthippa Tameyakul
(✓) Malee Butkruea
() Suwit Imjai

Issue Date :

2 November 2022

The Uncertainties are for a confidence probability of approximately 95%

This certificate may not be reproduced other than in full, except with the prior written
Approval of the head of Corporate Services 3 : Equipment Calibration and Testing Services.



Equipment : Water Bath
Condition As-Received : Used Item
Reference : 2210-0376OC-4

Cert. No.: 22TM1491

Page : 2 of 3

Procedure Used :-

Calibration were conducted using in-house calibration procedure CP-OT04 according to direct measurement method with Data Acquisition which connected with Industrial Platinum Resistance Thermometer (IPRT).

The temperature scale used was based on ITS-90.

Condition of this result of calibration

1. Reference standard instrument:-

<u>Instrument</u>	<u>Model</u>	<u>Serial No.</u>	<u>Cert. No.</u>	<u>Due Date</u>
1) Data Acquisition	34970A	MY44035217	21LM30	23 Dec 2022

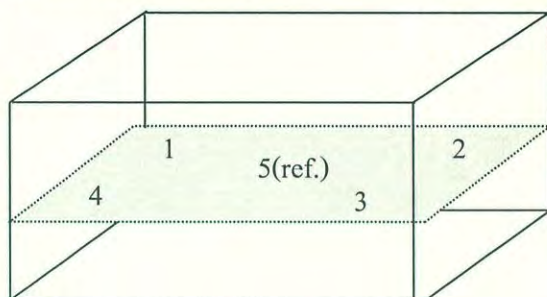
2. This certificate is valid only to the item calibrated on date and place of calibration.

3. This certification is traceable to the International System of Unit.

Result of Calibration :- (*) Without Adjustment

Function of UUC* : Temperature Source

	Environmental		AC Voltage Supply
	(°C)	(%R.H.)	(Volt)
Beginning of Calibration	24	53	222
Finished of Calibration	24	50	221



Front

Position :	Ref. Std. S/N.:
1	N37P300726
2	N37P300727
3	N37P300728
4	N37P300729
5(ref.)	N37P300730

Malu



Equipment : Water Bath
Condition As-Received : Used Item
Reference : 2210-0376OC-4
Result of Calibration :- (*) Without Adjustment
Function of UUC* : Temperature Source

Cert. No.: 22TM1491
Page : 3 of 3

Calibration point (°C)	UUC* Setting (°C)	UUC* Reading (°C)	Average* Standard Reading (°C)				
			Position				
			1	2	3	4	5 (ref.)
85.0	85.0	85.0	84.527	84.563	84.628	84.516	84.580

Calibration point (°C)	Uniformity (°C)	Stability (± °C)	Uncertainty (± °C)	Coverage Factor <i>k</i>
85.0	0.12	0.081	0.18	2

Average* : The average of 30 values in each position.

Uniformity : The maximum difference of measured temperatures at any sensors and the measured temperature at the reference location which are observed at the same time or at as close an observation time as possible to determine the temperature pattern or homogeneity within the chamber under steady-state conditions.

Stability : One-half of the greatest maximum difference of measured temperature at any one probe.

UUC* : Unit Under Calibration

Note : The reported uncertainty of measurement was included stability and excluded uniformity.

The reported uncertainty of measurement was based on a standard uncertainty multiplied by a coverage factor *k*, providing a level of confidence of approximately 95 %.

-o0o-

Malu.